



# BRILLIANTS' CONVENT

WEST ENCLAVE, PITAMPURA, DELHI – 110034

**HOLIDAY HOMEWORK**

**BAL VATIKA -1**

**2026 – 27**

# Hello SUMMER!

Sunny days, endless play,  
Laugh, explore and have your say!  
Family time and lots of fun,  
Memories made under the sun! ♥

## Dear Parents, Warm Greetings!

Summer holidays are the perfect time for our little ones to relax, recharge and enjoy special moments with family. While school takes a short break, learning continues through play, stories, conversations and everyday experiences. These early years shape the future! Let's help our children grow confident, independent and kind-hearted in fun and joyful ways.



## LITTLE HANDS, BIG ACHIEVEMENTS!

Encourage your child to become independent by practicing these everyday tasks:



Keeping toys, books, and clothes neatly in place



Buttoning shirts and zipping jackets independently



Using the washroom independently and remembering to flush



Arranging shoes neatly on the shoe rack



Refilling their water bottle with adult supervision

Small steps today, strong kids tomorrow! ♥

## GOOD MANNERS, HAPPY HEARTS!

Nurturing manners helps children build beautiful relationships. Encourage your child to:



Greet elders, guests and family members with a cheerful "Hello!"



Play kindly with friends, share toys and solve small conflicts politely



Sit with the family at meal times and use spoons and napkins properly



Offer help to grandparents or family members in simple ways

Kind words.  
Kind actions.  
Happy connections!

## SAY IT IN ENGLISH!

Help your child express themselves confidently. Practice these simple phrases every day:

May I go to the washroom, please?



I am feeling hungry.



I have finished my food.



May I drink water, please?



Please help me.



Thank you!



THIS SUMMER, LET'S LEARN, LAUGH,  
EXPLORE AND GROW TOGETHER! ♥

Wishing you a holiday full of love,  
laughter and beautiful memories! 😊

PLAY  
EXPLORE  
GROW



# LET'S GET CREATIVE!



LEARN TODAY, CREATE TODAY, SHINE FOREVER!



Dear Students,

Vacation is here! Let's make the most of this time by learning, creating and having lots of fun.

Complete the following craft activities (with the help of your parents) during your summer break. Use your creativity and make them neat and colorful.

The below activities need to be done according to the Roll Nos. mentioned near the activity.

Happy Crafting! ❤️



## FLASH CARD CRAFT ACTIVITIES

1. ROLL NO. 1-6

### ALPHABET FLASH CARDS (A-M)

Make alphabet flash cards (A to M) with pictures of objects starting with each letter.



SIZE OF FLASH CARDS:

HEIGHT: 6 inch | WIDTH: 6 inch

2. ROLL NO. 7-12

### ALPHABET FLASH CARDS (N-Z)

Make alphabet flash cards (N to Z) with pictures of objects starting with each letter.



SIZE OF FLASH CARDS:

HEIGHT: 6 inch | WIDTH: 6 inch

3. ROLL NO. 13-18

### NUMBER FLASH CARDS (1-10)

Make number flash cards (1 to 10) with pictures to match each number.



SIZE OF FLASH CARDS:

HEIGHT: 6 inch | WIDTH: 6 inch

4. ROLL NO. 19 ONWARDS

### HINDI SWAR FLASH CARDS

Make Hindi swar (vowels) flash cards with pictures to match each swar.



SIZE OF FLASH CARDS:

HEIGHT: 6 inch | WIDTH: 6 inch

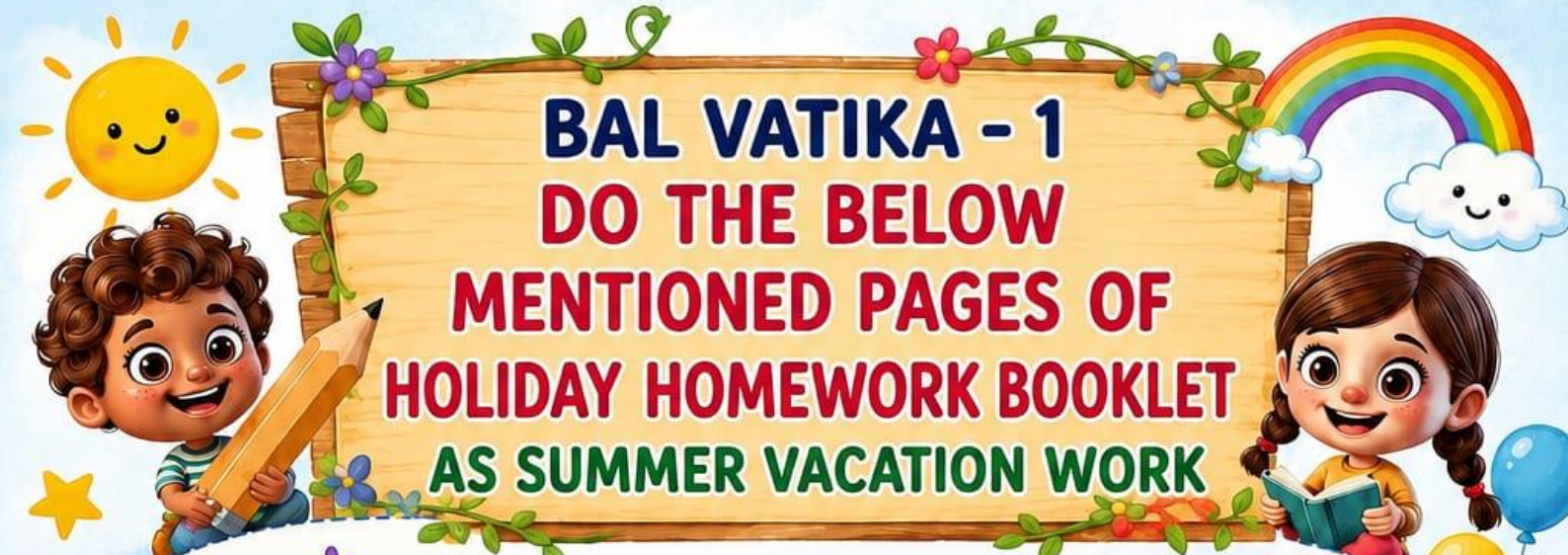


SIZE OF ALL FLASH CARDS:

HEIGHT: 6 inch | WIDTH: 6 inch  
(Height x Width)

CREATE WITH HEART,  
LEARN WITH JOY!





**BAL VATIKA - 1**  
**DO THE BELOW**  
**MENTIONED PAGES OF**  
**HOLIDAY HOMEWORK BOOKLET**  
**AS SUMMER VACATION WORK**

1.

PAGE  
3 - 8

3, 4, 5, 6, 7, 8



2.

PAGE  
14, 24, 25

14, 24, 25



3.

PAGE  
29 - 31

29, 30, 31



4.

PAGE  
33, 34, 35,  
36, 37

33, 34, 35, 36, 37



5.

PAGE  
39 - 41

39, 40, 41



6.

PAGE  
43 - 46

43, 44, 45, 46



**Great Job!**

Learning today,  
Leading tomorrow!  
Keep shining!

Well Done! You did it with hard work and creativity! ❤️



# BRILLIANTS' CONVENT SR. SECONDARY SCHOOL



BAL VATIKA - 1

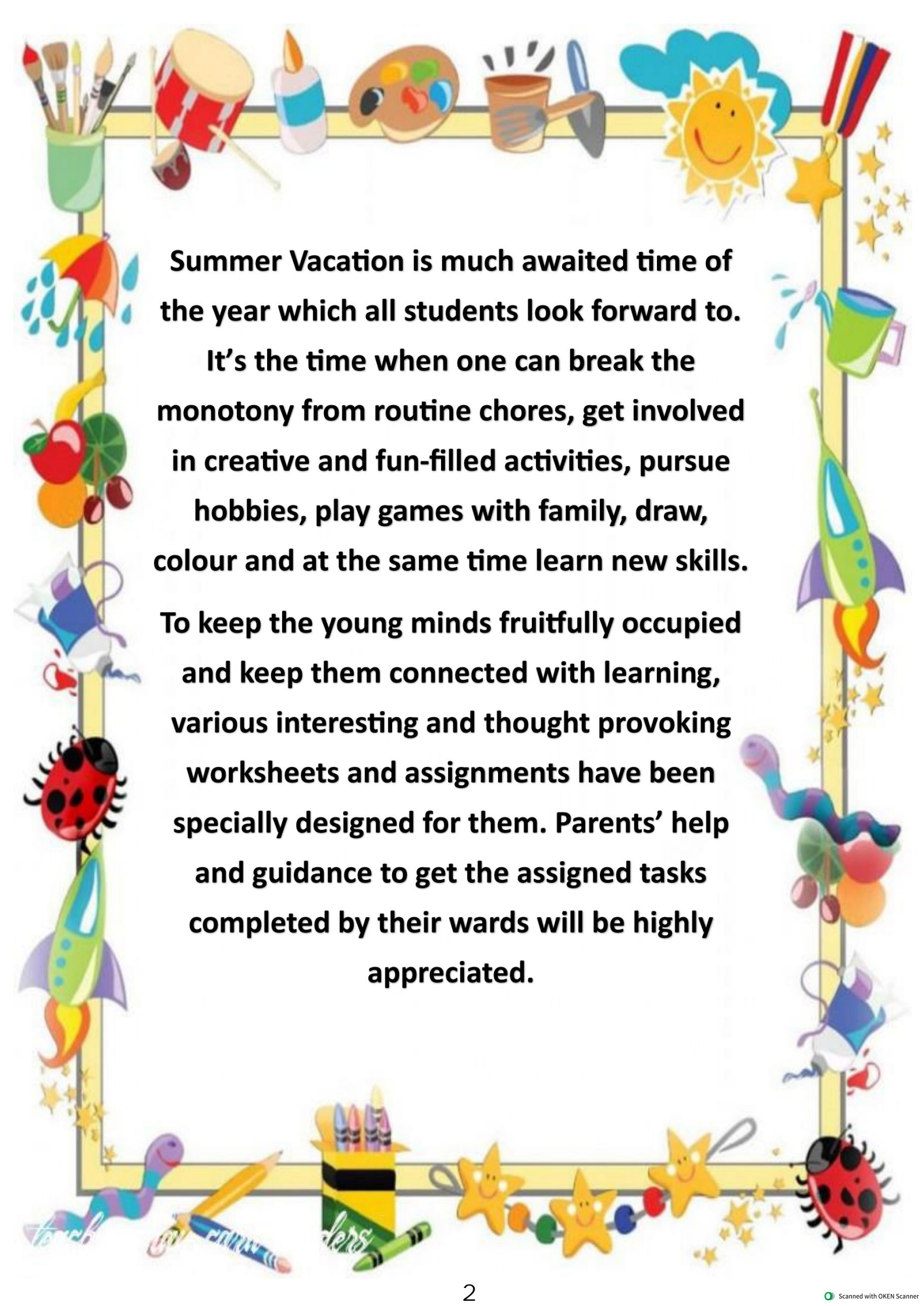
HOLIDAY HOMEWORK

BOOKLET

This booklet belongs to

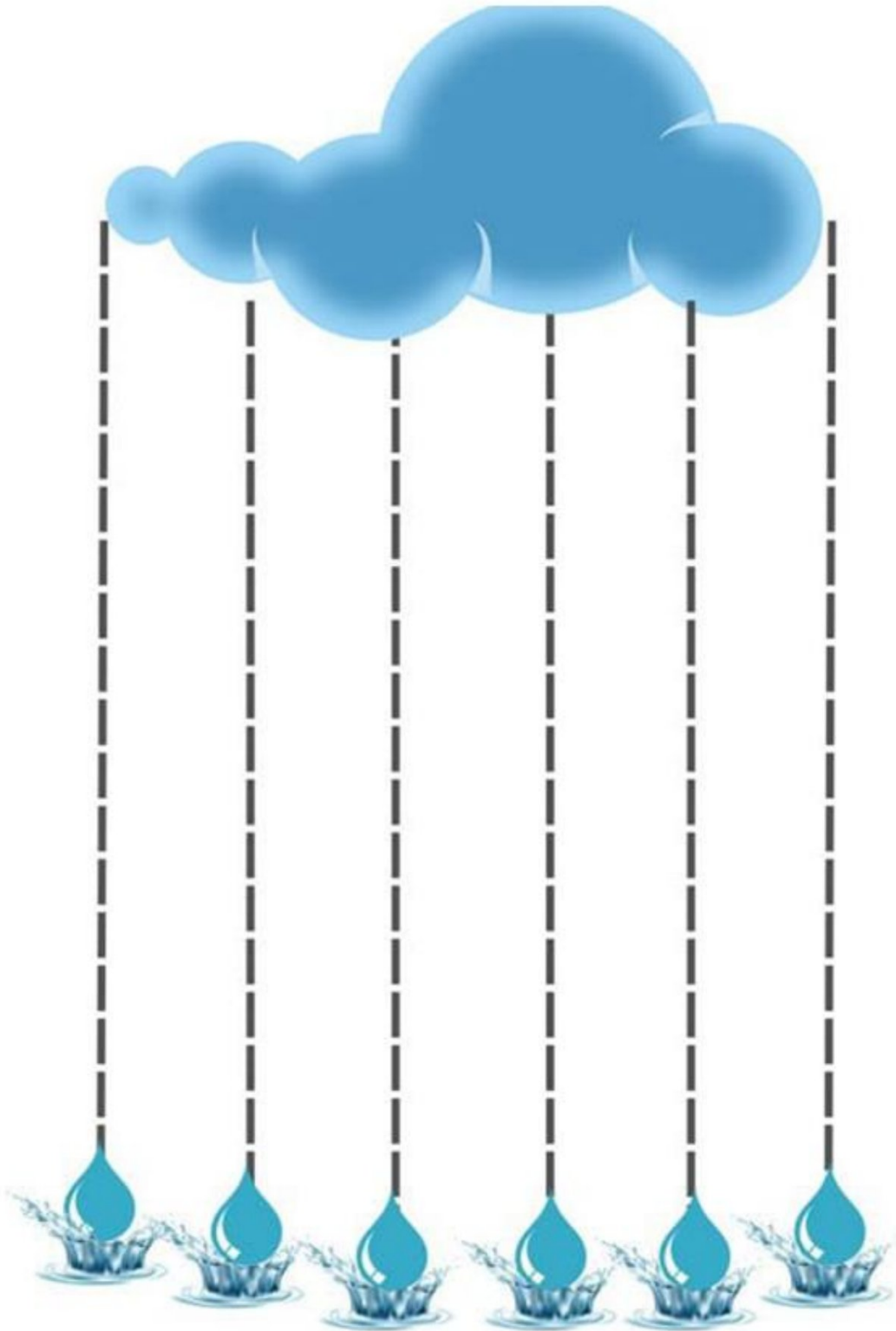
---










**Summer Vacation is much awaited time of the year which all students look forward to. It's the time when one can break the monotony from routine chores, get involved in creative and fun-filled activities, pursue hobbies, play games with family, draw, colour and at the same time learn new skills. To keep the young minds fruitfully occupied and keep them connected with learning, various interesting and thought provoking worksheets and assignments have been specially designed for them. Parents' help and guidance to get the assigned tasks completed by their wards will be highly appreciated.**

# Trace Standing lines




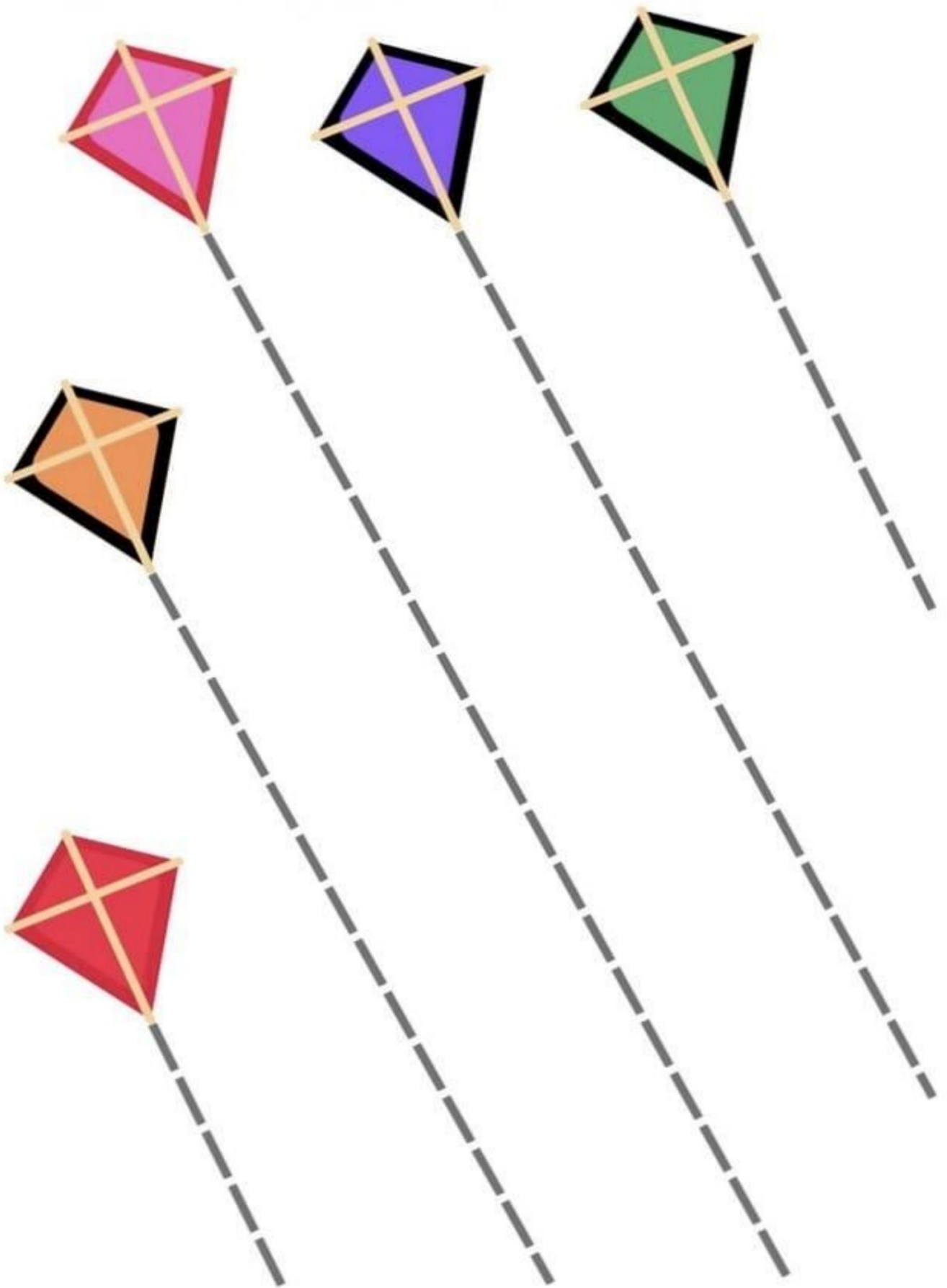
# Trace Sleeping Lines

































# Trace the pattern


# Trace Slanting lines





# Trace the pattern

# Trace Curved Line









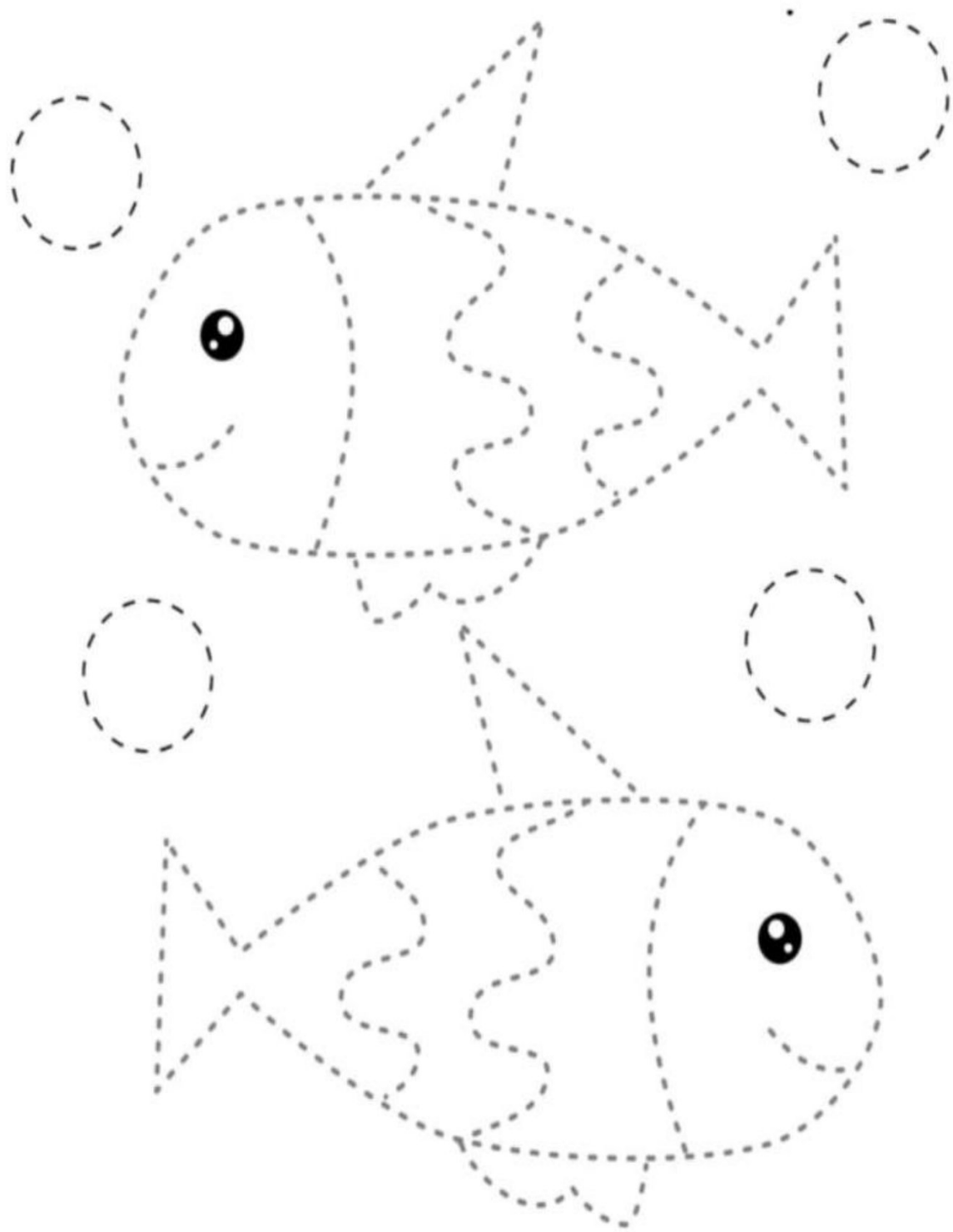
# Trace Curved Line



# Trace the Curves



**Trace the picture and  
color it**



Create a lion craft from the letter "L" as shown in the below given picture and paste it neatly in the space.



L 'ल' Lion



# Circle the letter

Circle the matching letter. Try to say the sound when you circle!



E

A E A D F E  
D F F A G H  
E J U U U E



F

C F Z D F E  
D D K E G H  
F K B U F B



G


A D A D C G  
D C G A G H  
D J C U C A



H

A B A D H A  
D H B N U N  
B J H B H D

Draw a line to match each object with the correct letter.



# **Rhyme & Shine!**

## **GOD'S LOVE**

**God's love, is so  
wonderful,  
Oh! wonderful love.**

**It's so high,  
we can't get over it,  
It's so deep,  
we can't get under it,  
It's so wide,  
we can't get around it,  
Oh! wonderful love.**





# Birds

If I were a bird,  
I'd sing a song  
And fly about the  
whole day long  
And when the night  
came  
Go to rest, up in my  
cozy little nest.

नीचे दिए गए व्यंजन को  
चित्र से मिलाओ

क



ख



ग



घ



चित्र से संबंधित व्यंजन पर घेरा लगाओ।



क ग ख



ख घ ग



घ ख क



ख घ ग



क ग ख



ख घ ग

हिंदी अक्षर सीखें  
क, ख, ग, घ

क कबूतर



ख खरगोश





ग गमला



घ घड़ी



दिए गए चित्र के अनुसार गाजर के चित्र को पूरा करें।



Match with the same number.



# Trace the number



1	1	1
1	1	1
1	1	1
1	1	1

# Number Hunt:7

Find and circle the number '7'

2  8 7 5  1 7


7  2 7 8 7 1

6 7 3 4  8 2

 2 0 5 7 1 2


7  9 7 3  5 9

# NUMBER 9





**Find and color Number 9 Balloons**

Circle the group which has more number of objects.




## Integrated Learning - Pre No. Concept - Big/Small

Look at the shapes below. Draw a line from the small shape to the big shape to match the shapes that are the same. Colour the similar shapes according to the given colour key.



### COLOUR KEY



RED



YELLOW




BLUE



GREEN





Circle the BIG object in each square.



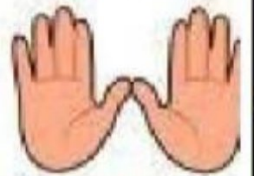
Tell me, who are you- a boy or a girl? Colour the picture neatly.

boy

girl





Match the images on the left to their corresponding images on the right.



Match the crayons with the picture.



Circle the odd one out.



MATCH THE OBJECTS WITH IT'S ACTIVITY






**Look at the fruits and Match them with their correct Shapes.**



# Circle the vegetables



# MATCH THE ACTIVITY WITH THE CORRECT SENSE ORGANS: -



MATCH THE TIME OF THE DAY TO THE CORRECT PICTURE.



morning



afternoon



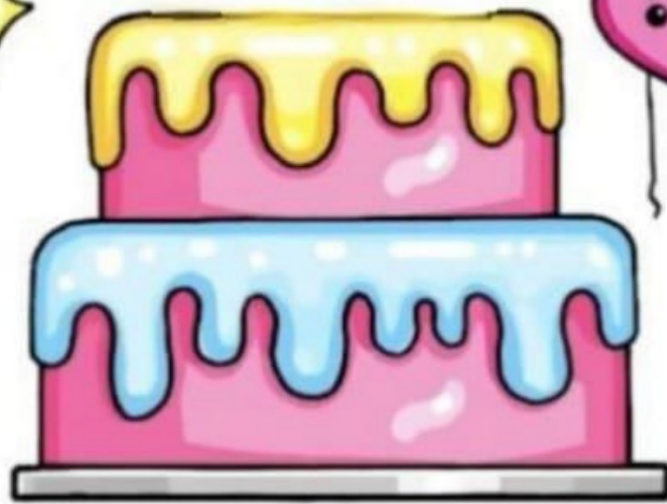
evening



night


**Draw the candles on cake according to your age!!!**

**Happy Birthday**



**Paste the pictures of family members on  
the family tree.**

# Family tree

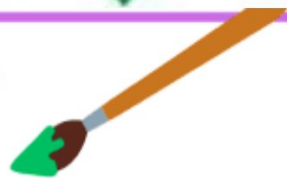


**Make the butterfly attractive by colouring it  
using crayons.**







# Color Green



Color the items that are green in color.




Green




**Colour the clown using crayons and  
decorate it using mirrors, cotton, studs,  
crystals etc.**



Trace and colour the picture.



**Complete the picture using Green Finger Printing.**



**Tear and Paste Paper To complete the picture.**

