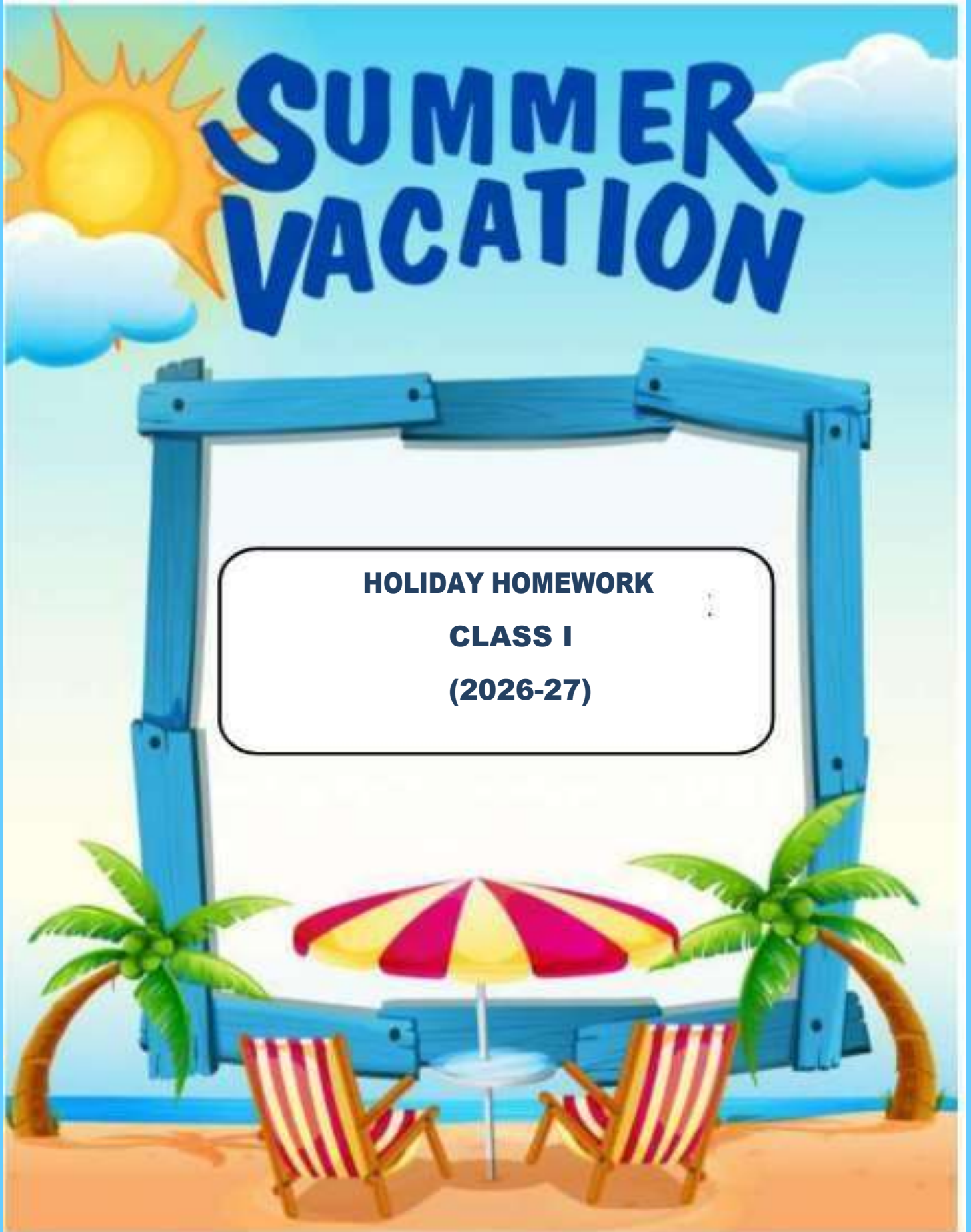




Brilliant's Convent

West Enclave, Pitampura, Delhi - 110034



HOLIDAY HOMEWORK (2026)

Dear Students and Parents,

The fun filled; eagerly awaited summer holidays are finally knocking at the door. We hope that you will have endless happy and fun moments galore with your family and friends.

We have designed the holiday homework packed with explorations, knowledge, research and creativity that will help each one of you to blossom and unleash the hidden genius in you.

So, with a twinkle in your eyes and a smile on your face, perform each activity while maintaining a healthy balance between your work and play.

Let your imagination take flight as you delve into exciting activities designed to spark curiosity and foster creativity. Unleash your inner scientist, artist, or historian – the possibilities are endless!

Remember, learning knows no boundaries. So, whether you're travelling to far -off lands or exploring the wonders of your own backyard, carry your curiosity with you and let it guide your summer adventures.

General Instructions for Students:

- Read and Revise the Course covered in the classes.
- **Complete your pending work. (If any).**
- **A few projects/assignments have been designed to help students to express themselves and explore their creativity. Original drawings/illustrations and creative use of material will be appreciated.**
- Improve your handwriting by practicing daily.
- All work presented by the students should be done by himself/herself. Parents are requested to guide their ward only. They will surely enjoy doing them!
- **All the projects/assignments should be kept systematically (subject-wise) in a single folder.**
- **Holiday Homework must be submitted by 10 July 2026.**

*Have a fantastic summer
break filled with
discovery, laughter, and
endless learning!*

*Wishing you a
memorable vacation!*



(SUBJECT ENRICHMENT ACTIVITY)

Do the below mentioned tasks **in a 3-in-1 notebook**.

English:

- Read, write, and revise New Words, Frame sentences and Question answers of L-1(Rain on my head & L-3 A Family member).

Hindi:

- बिना मात्रा वाले शब्द (20)
- 'आ' मात्रा वाले शब्द (20)
- इ मात्रा वाले शब्द (20)
- लिंग बदलिए (10)

Maths:

- Missing Numbers (Numbers upto 20)
- Number names (1 to 10)
- Cardinal and ordinal numbers (1 to 10)
- After, Before and in between (Numbers upto 20)
- Put the sign $>$, $<$ or $=$. (Numbers upto 20)

Name: _____

Class: _____

Rhyming Words

Circle the word that rhymes with the word in the box.

 Tap	Cap	Tip	Pat
 Sun	Sat	Run	Van
 Cat	Cot	But	Mat
 Pan	Man	Fun	Pat
 Hen	Can	Ten	Ham
 Pig	Dig	Pit	Pet

Name: _____

Class: _____

Rhyming Words

Directions. Circle the word that rhymes with the word on the left.

Date	Bread	Plate	Dead
Lake	Lead	Crate	Fake
Tell	Girl	Limp	Sell
Hand	Man	Land	Barn
Grow	More	Far	Flow
Wrap	Trap	Path	Lamp
More	Shore	War	Door

Greater and Smaller

Pick up the greater number and write it in the box in front of the alligator's open mouth and the smaller one behind its tail.



17, 38



23, 25



19, 20



6, 16



15, 25



29, 35



11, 23



15, 16




12, 24



18, 22

BODY PARTS

Choose the correct words from the list box and write them in the correct boxes.



Name:

Class:

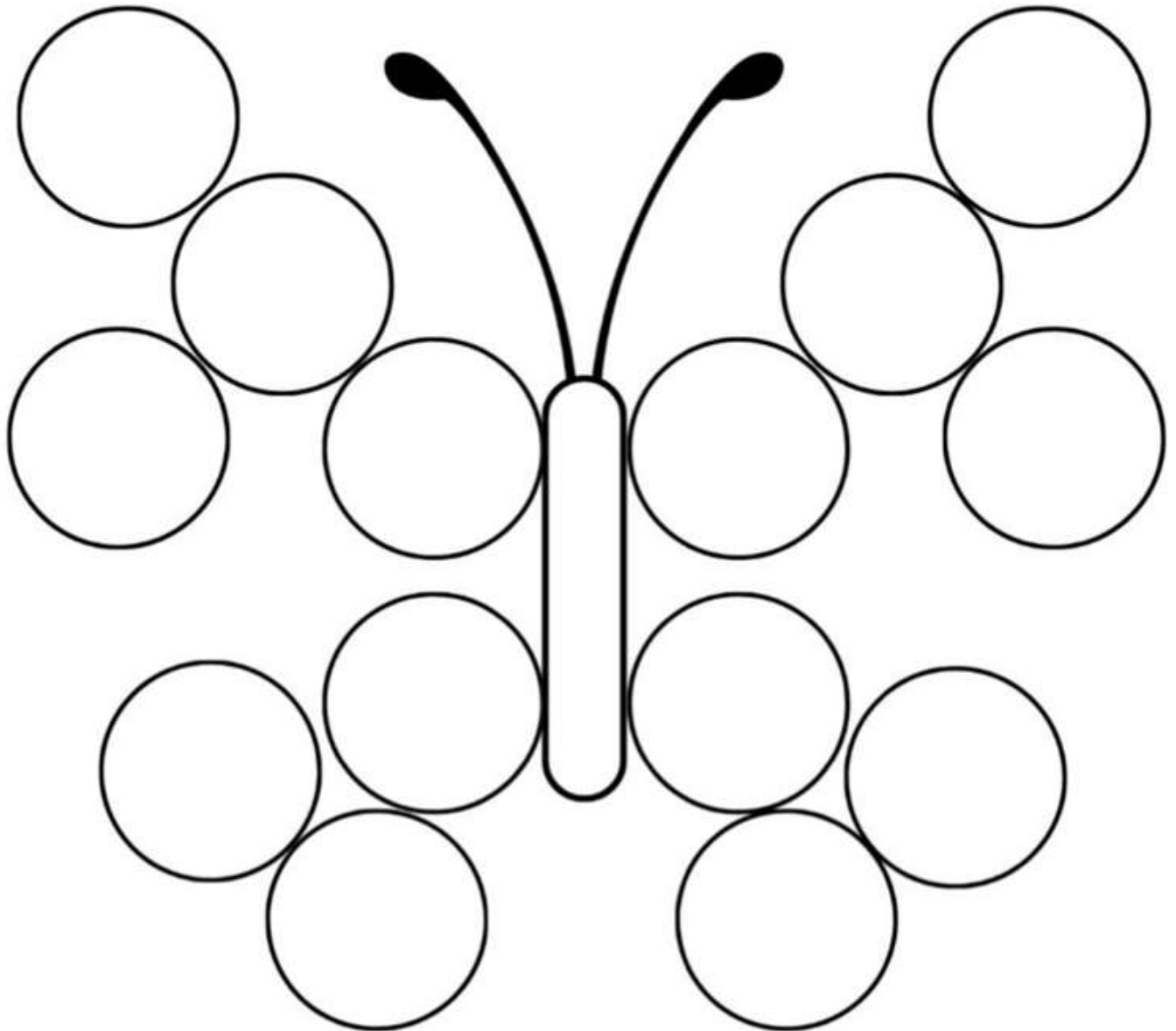
Date:

Skill: Fine Motor Skills



MY BUTTON BUTTERFLY CREATION

Paste colourful buttons within the pre-drawn butterfly to complete and decorate it




Instructions: Observe the pre-drawn butterfly pattern carefully. Paste buttons within the outline to complete and decorate the butterfly. Use different colours and sizes of buttons to make your butterfly bright and creative.

Learning Outcomes: Students will develop fine motor skills and hand-eye coordination by placing buttons accurately within the given pattern. They will enhance creativity and visual-spatial skills through the use of colours, shapes, and design. Students will also improve focus and task completion by following simple instructions.

FEELINGS & EMOTIONS

* Look and match the name of each feeling and emotion.

ANGRY SCARED HAPPY SURPRISED SAD SLEEPY













* Listen, read and choose the correct answer.

<p>SAD</p>			
<p>ANGRY</p>			
<p>HAPPY</p>			

Name:

Class:

Date:

Skill: Social Emotional Skills

DRAW THE EMOTIONS

Read the names of the emotions given above and draw the corresponding expression in each empty faces and write the name of the emotion in the space provided.

SAD HAPPY SCARED ANGRY



Instructions: Read the names of the emotions given above carefully. Draw the matching expression in each empty face accordingly. Observe the features of each emotion while drawing. Write the correct name of the emotion in the space provided below each face.

Learning Outcomes: Students will be able to identify and understand different emotions by reading and observing them. They will develop the ability to express emotions through drawing facial expressions. Students will enhance their vocabulary by writing the correct names of emotions. They will also improve fine motor skills and observation skills through the activity.

आ की मात्रा

आ की मात्रा

चित्र देख कर नाम लिखें।

4



दिए गए शब्दों से मिलते हुए नए शब्द लिखिए।

माला



हार

घास

गाना

नाम

आटा



Learn with joy every day!



दिए गए शब्दों से समान स्वर वाले शब्द बनाइए।



Name:

Class:

Date:

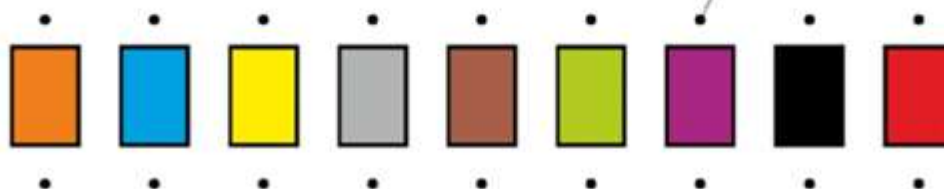
Skill: Visual Discrimination Skills

NUMBER AND COLOUR FUN

Match each number with its corresponding colour by drawing a line between them as per the number colour pattern shown above.



4 6 7 5 1



2 8 3 9 4

Instructions: Look at the number and colour pattern shown above carefully. Match each number with its corresponding colour. Draw a line neatly to connect each number to the correct colour. Number '1' is connected with its corresponding colour as an example.

Learning Outcomes: By completing this activity, students will strengthen their number recognition and colour identification skills. Students will develop visual-matching and hand-eye coordination by connecting numbers to the correct colours. Students will improve attention to detail and accuracy through careful observation and matching.

(ART INTEGRATION ACTIVITY) SIKKIM

Note: Do the below given tasks in **A3 size sheet**.

English: Create a tribal ornament inspired by the culture of Sikkim using 8-10 paper fans and a pearl.

On each fan, write one mountain-related English word (like rock, dirt, snow, glacier) and string them together to form a beautiful ornament.



Hindi: सिक्किम के 5 प्राचीन स्थलों के चित्र चिपकाकर उनके नाम लिखें।



Maths:

- Create a mountain scene using shapes only.
- Use cut-outs of basic shapes (Circle, Square, Rectangle, Triangle) to make the following:
- A Sun with a circle
- Huts using triangles and squares
- Boats with rectangles and triangles
- Trees with circles and rectangles
- Clouds with ovals or circles



E.V.S: Paste or draw pictures of any 3 animals found in Sikkim (e.g., Yak, Leopard, Red panda).



Activity: Prepare a chart on the topic given below as per your Roll No.

Roll No.	Subject	Topic
1-4	English	One and many
5-8	English	A or an
9-12	Hindi	मात्राएँ
13-16	Hindi	विलोम शब्द
17-20	Maths	Time (Model of clock)
21-24	Maths	Days of the week
25-28	E.V.S	Neighbourhood and Helpers
29-32	E.V.S	Means of transport
33 onwards	Computer	Parts of a computer

DEAR PARENTS!!!
SUMMER BREAK! THE FUN BEGINS!!!

- 01** READ A LOT OF STORY BOOKS WITH YOUR CHILD.
- 02** HAVE ATLEAST TWO MEALS TOGETHER WITH YOUR CHILDREN AND TEACH THEM NOT TO WASTE THEIR FOOD.
- 03** HELP YOUR CHILD TO MEMORIZE HIS/HER OWN ADDRESS, PHONE NUMBER, DATE OF BIRTH
- 04** TRY TO SPEAK IN ENGLISH WITH YOUR CHILD.

Hello!
How are you?

ENCOURAGE YOUR WARD

TO SPEAK THESE SENTENCES

IN DAILY LIFE

1 May I go to the washroom?

2 May I wash my hands?

3 May I quench my thirst?

4 Sorry for being late.

5 What page are we on?

6 May I open/close the window?

7 Do we have to write this down?

8 What is the homework?

9 Can we pack our things now?

10 Could you please pass me the book?

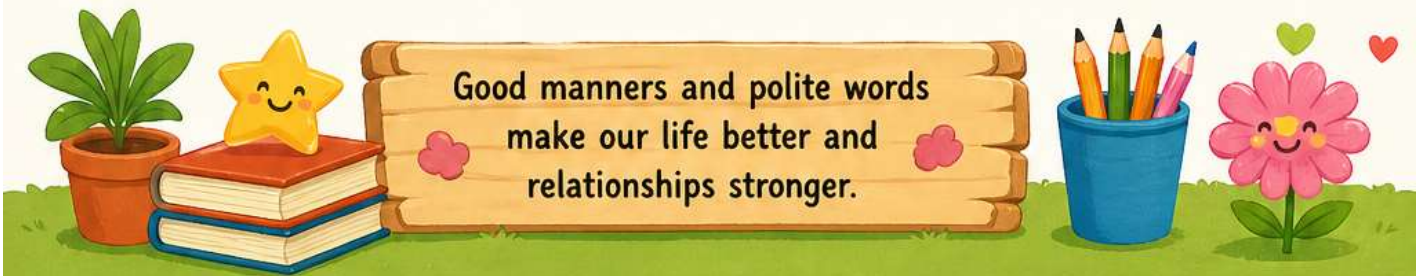
11 Could you lend me a pencil?

12 Nice to meet you.

13 Can you please check my homework?

14 May I come in?

15 I will get up early in the morning.



Class 1 - General Conversation English Sentences

Greeting & Meeting

- Good morning, teacher.
- How are you today?
- I am feeling very happy today.
- Nice to meet you.
- Welcome to our class.
- Have a wonderful day!



Self Introduction

- My name is Aarav.
- I am seven years old.
- I study in Class 1.
- My school name is _____.
- I live with my family.
- My favourite colour is blue.
- My favourite game is football.



Classroom Conversation

- May I come inside, please?
- May I ask one question?
- I have finished my homework.
- I forgot my notebook today.
- Can I share my answer?
- I enjoy learning new things.
- Thank you for teaching us.



Talking About Daily Routine

- I wake up early in the morning.
- I brush my teeth every day.
- I eat healthy food.
- I play with my friends.
- I complete my homework on time.
- I sleep early at night.



Good Manners

- Please help others.
- Always speak politely.
- We should respect our elders.
- Keep our classroom clean.
- Always say "Thank you" and "Sorry".

