



Brilliants Convent

West Enclave, Pitampura, Delhi – 110034

HOLIDAY HOMEWORK

CLASS II

(2026-27)

SUMMER



HOLIDAY HOMEWORK (2026)

Dear Students and Parents,

The fun filled; eagerly awaited summer holidays are finally knocking at the door. We hope that you will have endless happy and fun moments galore with your family and friends.

We have designed the holiday homework packed with explorations, knowledge, research and creativity that will help each one of you to blossom and unleash the hidden genius in you.

So, with a twinkle in your eyes and a smile on your face, perform each activity while maintaining a healthy balance between your work and play.

Let your imagination take flight as you delve into exciting activities designed to spark curiosity and foster creativity. Unleash your inner scientist, artist, or historian – the possibilities are endless!

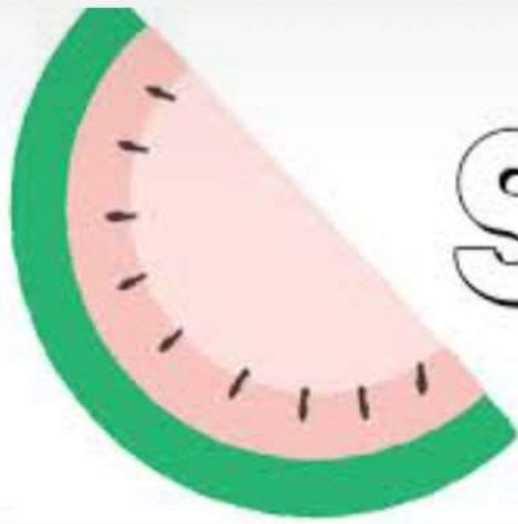
Remember, learning knows no boundaries. So, whether you're traveling to far -off lands or exploring the wonders of your own backyard, carry your curiosity with you and let it guide your summer adventures.

General Instructions for Students:

- Read and Revise the Course covered in the classes.
- **Complete your pending work. (If any).**
 - A few projects/assignments have been designed to help students to express themselves and explore their creativity. Original drawings/illustrations and creative use of material will be appreciated.
- Improve your handwriting by practicing daily.
 - All work presented by the students should be done by himself/herself. Parents are requested to guide their ward only. They will surely enjoy doing them!
- **All the projects/assignments should be kept systematically (subject-wise) in a single folder.**
- **Holiday Homework must be submitted by 10 July 2026.**

*Have a fantastic summer break filled with discovery, laughter, and endless learning!
Wishing you a memorable vacation!*





SUMMER BINGO

<p>EAT A SNOWCONE</p> 	 <p>GO TO THE PARK</p>	<p>MAKE S'MORES</p> 	 <p>GO SWIMMING</p>	<p>DECORATE THE SIDEWALK WITH CHALK</p> 
 <p>WATCH WILDLIFE</p>	<p>VISIT A NEW STATE</p> 	 <p>GO TO A FARMERS MARKET</p>	<p>WATCH FIREWORKS</p> 	 <p>WATER BALOON FIGHT</p>
<p>ENJOY A BONFIRE</p> 	 <p>BUILD A SAND CASTLE</p>	<p>FREE</p>	<p>WATCH THE STARS</p> 	 <p>FAMILY GAME NIGHT</p>
 <p>STATE FAIR</p>	<p>ROADTRIP</p> 	 <p>RIDE BIKES</p>	<p>SLEEP OUTSIDE</p> 	 <p>MAKE YOUR OWN POPSICLES</p>
<p>HIKING</p> 	 <p>HAVE A PICNIC</p>	<p>MAKE A PIE</p> 	 <p>OUTDOOR MOVIE NIGHT</p>	<p>FLY A KITE</p> 

If you complete all the tasks, then hit a **BINGO!**

GROSS MOTOR ACTIVITIES


Gross motor activities are a great way for children to get all that energy that gets build-up.

Encourage your ward to do simple yoga poses every day that helps in gross motor development, flexibility, body awareness, understanding and following directions.



SUBJECT ENRICHMENT ACTIVITY

- ❖ MATHS - Learn and write tables 6-10 in separate notebook.
- ❖ ENGLISH - Write 2 new words from each Alphabets (A-Z) in separate notebook.
- ❖ हिंदी-बारह खड़ी चार्ट लिखित रूप से तैयार करें ।(Refer to the picture below)

											
क	का	कि	की	कु	कू	के	कै	को	कौ	कं	कः
ख	खा	खि	खी	खु	खू	खे	खै	खो	खौ	खं	खः
ग	गा	गि	गी	गु	गू	गे	गै	गो	गौ	गं	गः
घ	घा	घि	घी	घु	घू	घे	घै	घो	घौ	घं	घः
ङ	ङा	ङि	ङी	ङु	ङू	ङे	ङै	ङो	ङौ	ङं	ङः
च	चा	चि	ची	चु	चू	चे	चै	चो	चौ	चं	चः
छ	छा	छि	छी	छु	छू	छे	छै	छो	छौ	छं	छः
ज	जा	जि	जी	जु	जू	जे	जै	जो	जौ	जं	जः
झ	झा	झि	झी	झु	झू	झे	झै	झो	झौ	झं	झः
ञ	जा	जि	जी	जु	जू	जे	जै	जो	जौ	जं	जः
ट	टा	टि	टी	टु	टू	टे	टै	टो	टौ	टं	टः
ठ	ठा	ठि	ठी	ठु	ठू	ठे	ठै	ठो	ठौ	ठं	ठः
ड	डा	डि	डी	डु	डू	डे	डै	डो	डौ	डं	डः
ढ	ढा	ढि	ढी	ढु	ढू	ढे	ढै	ढो	ढौ	ढं	ढः
ण	णा	णि	णी	णु	णू	णे	णै	णो	णौ	णं	णः
त	ता	ति	ती	तु	तू	ते	तै	तो	तौ	तं	तः
थ	था	थि	थी	थु	थू	थे	थै	थो	थौ	थं	थः
द	दा	दि	दी	दु	दू	दे	दै	दो	दौ	दं	दः
ध	धा	धि	धी	धु	धू	धे	धै	धो	धौ	धं	धः
न	ना	नि	नी	नु	नू	ने	नै	नो	नौ	नं	नः
प	पा	पि	पी	पु	पू	पे	पै	पो	पौ	पं	पः
फ	फा	फि	फी	फु	फू	फे	फै	फो	फौ	फं	फः
ब	बा	बि	बी	बु	बू	बे	बै	बो	बौ	बं	बः
भ	भा	भि	भी	भु	भू	भे	भै	भो	भौ	भं	भः
म	मा	मि	मी	मु	मू	मे	मै	मो	मौ	मं	मः
य	या	यि	यी	यु	यू	ये	यै	यो	यौ	यं	यः
र	रा	रि	री	रु	रू	रे	रै	रो	रौ	रं	रः
ल	ला	लि	ली	लु	लू	ले	लै	लो	लौ	लं	लः
व	वा	वि	वी	वु	वू	वे	वै	वो	वौ	वं	वः
श	शा	शि	शी	शु	शू	शे	शै	शो	शौ	शं	शः
ष	षा	षि	षी	षु	षू	षे	षै	षो	षौ	षं	षः
स	सा	सि	सी	सु	सू	से	सै	सो	सौ	सं	सः
ह	हा	हि	ही	हु	हू	हे	है	हो	हौ	हं	हः
क्ष	क्षा	क्षि	क्षी	क्षु	क्षू	क्षे	क्षै	क्षो	क्षौ	क्षं	क्षः
त्र	त्रा	त्रि	त्री	त्रु	त्रू	त्रे	त्रै	त्रो	त्रौ	त्रं	त्रः
ज्ञ	ज्ञा	ज्ञि	ज्ञी	ज्ञु	ज्ञू	ज्ञे	ज्ञै	ज्ञो	ज्ञौ	ज्ञं	ज्ञः
श्र	श्रा	श्रि	श्री	श्रु	श्रू	श्रे	श्रै	श्रो	श्रौ	श्रं	श्रः

SDG ACTIVITY

Theme: Conference of state parties to the CRPD(COSP 17)

A mother's love is the sun for growing, the moon for dreaming, the stars for guiding the way. Create a token of love for your mother with the help of Sea Shells.



SIKKIM

Located in the pristine embrace of the Eastern Himalayas, the state of Sikkim beckons travellers with its alluring blend of natural wonders and vibrant culture.

ENGLISH

Make a collage on an A3-sized sheet, depicting the state Sikkim. The collage should show the following -

The state map, capital, traditional dress, famous places, dance form, festivals or any other special thing about the state.



Hindi

सिक्किम के मुख्य क्षेत्रों को प्रदर्शित करते हुए "सिक्किम पर्यटन चार्ट" तैयार करें।



E.V.S

Design a tribal face mask from Sikkim on a black or white tote bag using vibrant acrylic paints.



MATHEMATICS

Create a shapes collage using colored paper. Cut out different shapes such as triangles, circles, and rectangles. Arrange and paste these shapes to form a picture of a monastery. Complete your work neatly on an A3-sized sheet.



CONCEPT-BASED LEARNING

Activity: Prepare a chart on the topic given below as per your Roll No.

Roll No.	Subject	Topic
1-5	English	Noun
6-10	English	Opposite Words
11-15	Hindi	वचन बदलो
16-20	Hindi	लिंग बदलो
21-25	Maths	Tables (6 to 10)
26-30	Maths	Numeral flower (Refer to the picture)
31-35	E.V. S	Means of Transport
36 onwards	E.V. S	Our Neighborhood and Helpers

*Our mathematicians will make **2 Numeral flowers** depicting different number concepts related to any three-digit number of your choice.



Worksheets to be done

All the printed worksheets should be kept systematically (subject wise) in a single folder.

Maths

Name: _____

Date: _____



Number Sequences 0 – 999

Write the missing numbers to complete the sequence.

1.

26	27	28	_____
----	----	----	-------

2.

160	161	_____	_____
-----	-----	-------	-------

3.

478	479	_____	_____
-----	-----	-------	-------

4.


603	604	_____	_____
-----	-----	-------	-------

5.

947	_____	_____	_____
-----	-------	-------	-------

Name _____

Date _____



Counting to 999


A family is taking a nighttime drive!
Help them return home by filling in
the missing numbers.

A large, winding road shape that starts at the bottom left and ends at the bottom right. The road is divided into several sections. Each section contains a sequence of numbers, with some numbers missing and replaced by dotted lines. The numbers are arranged in a way that follows the path of the road.

950
.....
952
.....
954
.....
956
957
.....
960

..... 969
967
.....
965
.....
963
.....
972
.....
975
976
.....
979
.....

..... 990
.....
988 991
.....
985 994
.....
995
.....
998
999



Place Value up to 999

Compare using $<$, $=$, $>$

1) 137 ___ $100 + 35$

6) $100 + 80$ ___ 149

2) $100 + 32$ ___ 147

7) $100 + 19$ ___ 122

3) $100 + 72$ ___ 96

8) 129 ___ $100 + 51$

4) 165 ___ $100 + 65$

9) $100 + 63$ ___ 148

5) 116 ___ $100 + 20$

10) $100 + 37$ ___ 137

Sort the numbers below in ascending order

728

209

483

522

706

943

_____ smallest

_____ largest

824

871

808

835

853

819

_____ smallest

_____ largest

Sort the numbers below in descending order

507

621

570

670

614

_____ largest

_____ smallest

832

823

748

817

796

_____ largest

_____ smallest

English

Class - 2

Name _____

Nouns


Color all the nouns in the chart according to the code.

Person

Place

Thing

Animal



kitten	yard	sister	snake	baby
child	paper	store	cake	book
zoo	lizard	milk	teacher	school

Write the nouns in the correct column.



Person



Place



Thing



Animal



LET'S LEARN OPPOSITES!



Write the Opposite for each word in the Space provided.

Opposites make learning fun!



Think, Write & Shine!



Opposites

- 1 big → _____
- 2 hot → _____
- 3 open → _____
- 4 sleep → _____
- 5 many → _____

- 6 cook → _____
- 7 calm → _____
- 8 long → _____
- 9 day → _____
- 10 weak → _____



Arrange these words in alphabetical order.



1



cat, ball, dog, frock

_____, _____, _____, _____

2



owl, mice, zebra, lion

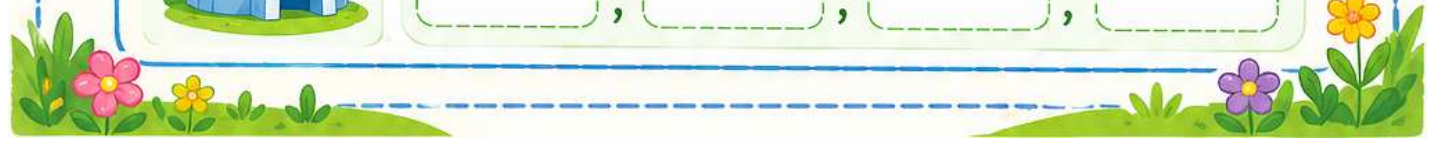
_____, _____, _____, _____

3



jug, game, house, igloo

_____, _____, _____, _____



Directions: Choose the similar words from the clue box and write it in the blanks

trash happy road sack rug chef see ill



sick

.....



cook

.....



glad

.....



street

.....



garbage

.....



carpet

.....



look

.....



bag

.....



Subject : E.V.S
CLASS 2



Make your own balanced diet chart.

★ Plan your menu for breakfast, lunch, and dinner for one week in your scrapbook.

DAYS 	BREAKFAST 	LUNCH 	DINNER 
DAY-1			
DAY-2			
DAY-3			
DAY-4			
DAY-5			
DAY-6			
DAY-7			



LEARNING PART



A. Write the answers for the given questions from the text book.

1 What helps us to grow?

Ans. _____



2 How does the heart help us?

Ans. _____



3 What is a balance diet?

Ans. _____



Eat Healthy,
Stay Healthy,
Be Happy!

Good food gives you energy,
keeps you strong and helps you grow!



Name:

Class:






Date:

Subject: E.V.S

What do plants need to grow?

Cut and paste your answers in the box provided.



 pizza	 soil	 sun
 water	 toy	 air

Instructions: Cut out the pictures of things plants need to grow and paste them carefully in the correct boxes.

Learning Outcomes: Completing this worksheet, students will identify plants' basic needs, develop fine motor skills through cutting and pasting, and understand how plants grow.

Subject : E.V.S

Class 2

My Body

Q1. Rearrange the letters to find the name of the body parts

A rea.....

E gel.....

B ahnd.....

F yees.....

C oens.....

G daeh.....

D infegsr.....

H cnek.....

Q2. Fill in the blanks

Smell, taste, see, hear, feel

1. I can..... different shapes.

2. I cansweets.

3. I can..... hot milk.

4. I can..... sweet fragrance of flowers.

5. I can..... soft music.

Q3. Some parts in our body are in pairs. Write their names and draw their pictures.

.....

.....

.....

Hindi

वर्णमाला

नाम :

स्वर - हिंदी वर्णमाला में 11 (ग्यारा) स्वर हैं ।
व्यंजन - हिंदी वर्णमाला में 33 (तैतीस) व्यंजन हैं ।



1. मिलाप करो -



आम इमली मछली कबूतर पतंग ढक्कन डमरू समोसा



2. चित्र देखकर पहला अक्षर लिखो -



___ नार



___ माटर



___ रियल



___ टर

विषय - हिंदी
उप-विषय - भाषा

1. निम्नलिखित भाषा का कौन - सा रूप प्रयोग होता है?

1. रेडियो में गाना सुनना है -----

2. पत्र लिखना -----

3. वाद विवाद प्रतियोगिता में बोलना -----

4. दादी का कहानी सुनना-----

5. ईमेल करना -----

6. एस. एम .एस करना -----

NAME: _____

CLASS: _____

DATE: _____

SKILL: LOGICAL REASONING

WHAT DO WE NEED TO MAKE?

Identify the materials and tools needed to make a chair



Laptop



Lamp



Wood



Cupcake



Hammer



Pillow



Nail



Flower



Saw

Instructions: Look carefully at the picture of the chair shown above. Observe the items given below and circle those items that are needed to make a chair.

Learning Outcomes: Students will develop observation and logical thinking skills. They will also be able to identify various tools and their uses.

Name:




Class:

Date:

Skill: Spatial Orientation Skills

COPY THE PATTERN

Carefully observe and accurately copy the given pattern using the grid



Instructions: Observe the pattern drawn in the grid on the left side carefully. Copy the same pattern onto the grid on the right side, matching the lines and shapes exactly. Work neatly and take your time to ensure the pattern is accurately reproduced.

Learning Outcomes: By completing this activity, students will strengthen visual observation and attention to detail. Students will develop spatial awareness and grid-based copying skills by accurately reproducing patterns. Students will improve fine motor control and confidence through careful and precise drawing.

Class 2 - General Conversation English Sentences



Greeting & Meeting

- Good morning, teacher.
- How are you today?
- I am feeling very happy today.
- Nice to meet you.
- Welcome to our class.
- Have a wonderful day!



Self Introduction

- My name is Aarav.
- I am seven years old.
- I study in Class 1.
- My school name is _____
- I live with my family.
- My favourite colour is blue.
- My favourite game is football.



Classroom Conversation

- May I come inside, please?
- May I ask one question?
- I have finished my homework.
- I forgot my notebook today.
- Can I share my answer?
- I enjoy learning new things.
- Thank you for teaching us.



Talking About Daily Routine

- I wake up early in the morning.
- I brush my teeth every day.
- I eat healthy food.
- I play with my friends.
- I complete my homework _____ on time.
- I sleep early at night.



Good Manners

- Please help others.
- Always speak politely.
- We should respect our elders.
- Keep our classroom clean.
- Always say "Thank you" and "Sorry".



ENCOURAGE YOUR WARD

TO SPEAK THESE SENTENCES

IN DAILY LIFE

1 May I go to the washroom?

2 May I wash my hands?

3 May I quench my thirst?

4 Sorry for being late.

5 What page are we on?

6 May I open/close the window?

7 Do we have to write this down?

8 What is the homework?

9 Can we pack our things now?

10 Could you please pass me the book?

11 Could you lend me a pencil?

12 Nice to meet you.

13 Can you please check my homework?

14 May I come in?

15 I will get up early in the morning.

