



BRILLIANTS' CONVENT

WEST ENCLAVE, PITAMPURA, DELHI – 110034

HOLIDAY HOMEWORK

PRE PRIMARY

2026 – 27



Hello SUMMER!

Sunny days, endless play,
Laugh, explore and have your say!
Family time and lots of fun,
Memories made under the sun! ♥

Dear Parents, Warm Greetings!

Summer holidays are the perfect time for our little ones to relax, recharge and enjoy special moments with family. While school takes a short break, learning continues through play, stories, conversations and everyday experiences. These early years shape the future! Let's help our children grow confident, independent and kind-hearted in fun and joyful ways.



LITTLE HANDS, BIG ACHIEVEMENTS!

Encourage your child to become independent by practicing these everyday tasks:



Keeping toys, books, and clothes neatly in place



Buttoning shirts and zipping jackets independently



Using the washroom independently and remembering to flush



Arranging shoes neatly on the shoe rack



Refilling their water bottle with adult supervision

Small steps today, strong kids tomorrow! ♥

GOOD MANNERS, HAPPY HEARTS!

Nurturing manners helps children build beautiful relationships. Encourage your child to:



Greet elders, guests and family members with a cheerful "Hello!"



Play kindly with friends, share toys and solve small conflicts politely



Sit with the family at meal times and use spoons and napkins properly



Offer help to grandparents or family members in simple ways

Kind words.
Kind actions.
Happy connections!

SAY IT IN ENGLISH!

Help your child express themselves confidently. Practice these simple phrases every day:

May I go to the washroom, please?



I am feeling hungry.



I have finished my food.



May I drink water, please?



Please help me.



Thank you!



THIS SUMMER, LET'S LEARN, LAUGH,
EXPLORE AND GROW TOGETHER! ♥

Wishing you a holiday full of love,
laughter and beautiful memories! 😊 😊

PLAY
EXPLORE
GROW



LET'S GET CREATIVE!



SUMMER IS THE TIME TO CREATE, EXPLORE & HAVE FUN!



Dear Students,

Vacation is here! Let's make the most of this time by learning, creating and having lots of fun.

Complete the following craft activities (with the help of your parents) during your summer break. Use your creativity and make them neat and colorful.

The below activities need to be done according to the Roll Nos. mentioned near the activity.

Happy Crafting! ♥




CREATIVE CRAFT ACTIVITIES

1. ROLL NO. 1-7

1. RHYMING WORDS

Make a colorful flipbook of rhyming words using coloured paper.

(Example: fun - sun, cat - hat, bat - mat, bun - run)



2. ROLL NO. 8-14

2. FUN WITH ADDITION

Create an addition model using a creative chart. (Use paper rolls, numbers and a small box to solve simple addition)



3. ROLL NO. 15-22

3. HINDI LETTER TRAIN

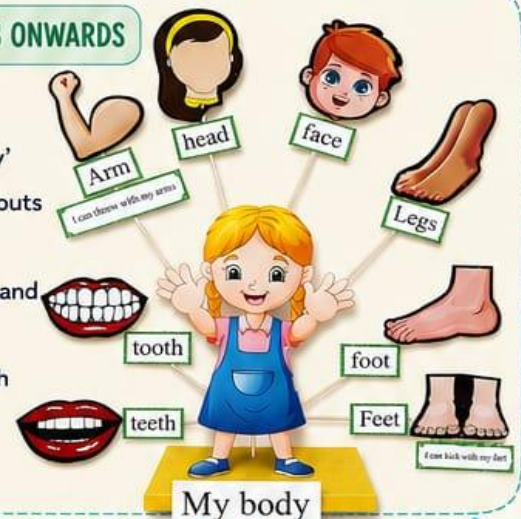
Make a 'Hindi Varnamala Train' using colored paper. Write Hindi letters on the train compartments.



4. ROLL NO. 23 ONWARDS

4. MY BODY

Make a 'My Body' model using cut-outs of body parts. Write the names and a small action sentence for each part.



ENJOY YOUR VACATION AND STAY HAPPY & SAFE!





TURN WASTE INTO MAGIC!



THINK • CREATE • REUSE • INSPIRE



Don't throw it away... give it a new day!
Reuse things you no longer need and turn them into amazing creations. Let's care for our planet, one creative idea at a time! ♥



PICK ONE, GET CREATIVE & MAKE A DIFFERENCE!



Make **ANY ONE** creative item out of the waste material at home. ♥



Reference pictures for the creative items are shared below



CD GUITAR



CHICKEN CRAFT



PLASTIC BOTTLE BOAT



BOTTLE ROBOT



BOTTLE TRAIN



♥ **REDUCE • REUSE • RECYCLE • REPEAT** ♥

Small steps today, a better world tomorrow!



Dear Parents

Below mentioned are the pages which we have already done in the class so kindly make sure that these must be completed in your ward's book too and if not kindly make him/her complete the same :-

Alphabet Cursive Small Letters - Pg - 3-18, 21-22, 25-28, 37-40, 53-54

शब्द ज्ञान - पृष्ठ - 16-47, 60-65

अक्षर ज्ञान - पृष्ठ - 10-20, 32-33

Maths Pre - Primer - Pg - 2-13, 19-20

Few pages are assigned as holidays homework for practice in the above books only. kindly make them do the same too :-

Alphabet Cursive Small Letters - Pg - 19,20,35

शब्द ज्ञान - पृष्ठ - 48-51, 57

अक्षर ज्ञान - पृष्ठ - 18, 21-24, 29

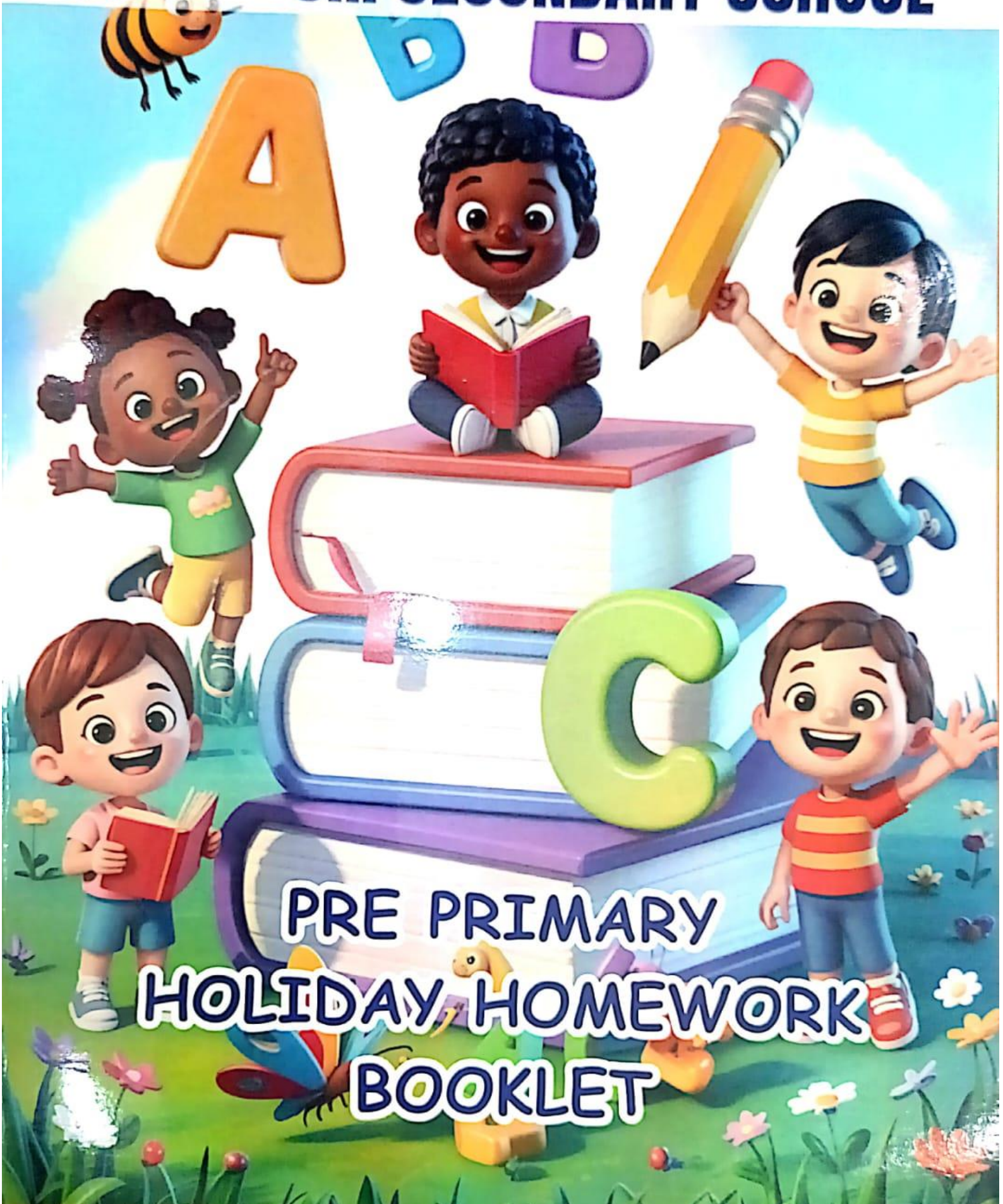
Maths Pre - Primer - Pg - 71,72





BRILLIANTS' CONVENT

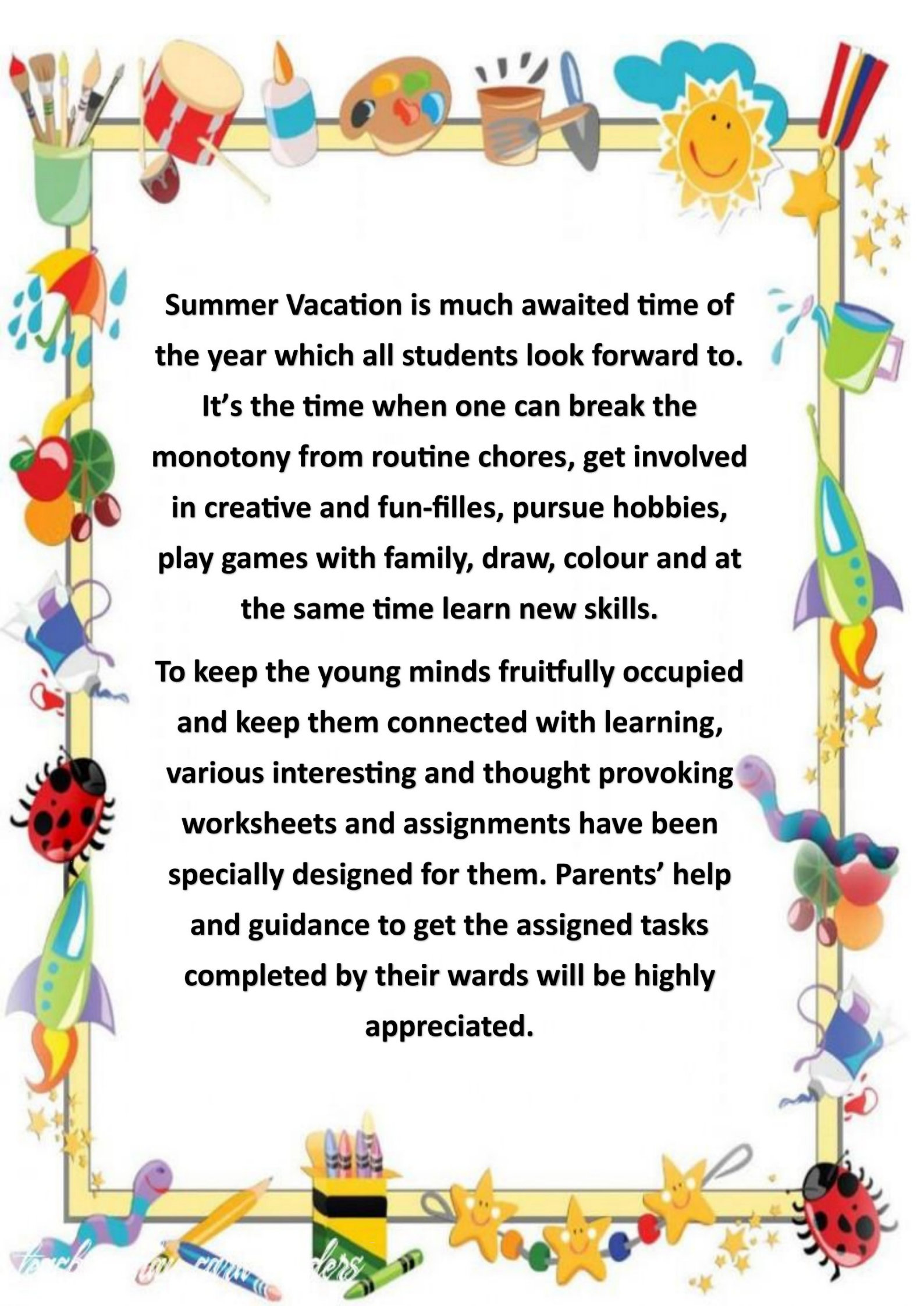
SR. SECONDARY SCHOOL



PRE PRIMARY
HOLIDAY HOMEWORK
BOOKLET

This booklet belongs to




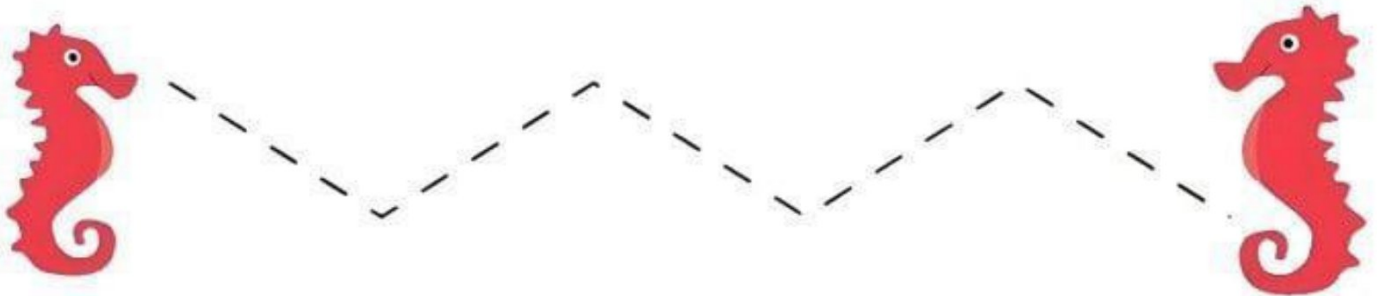


Summer Vacation is much awaited time of the year which all students look forward to.

It's the time when one can break the monotony from routine chores, get involved in creative and fun-filles, pursue hobbies, play games with family, draw, colour and at the same time learn new skills.

To keep the young minds fruitfully occupied and keep them connected with learning, various interesting and thought provoking worksheets and assignments have been specially designed for them. Parents' help and guidance to get the assigned tasks completed by their wards will be highly appreciated.

Trace the lines below



Help the Bees!

Trace the lines below to help each bee back to their home!



Write the missing letter.



FILL THE MISSING LETTER

Directions: Fill in the blanks with missing letter.



a b

..... e g h i

j l n

p r s u

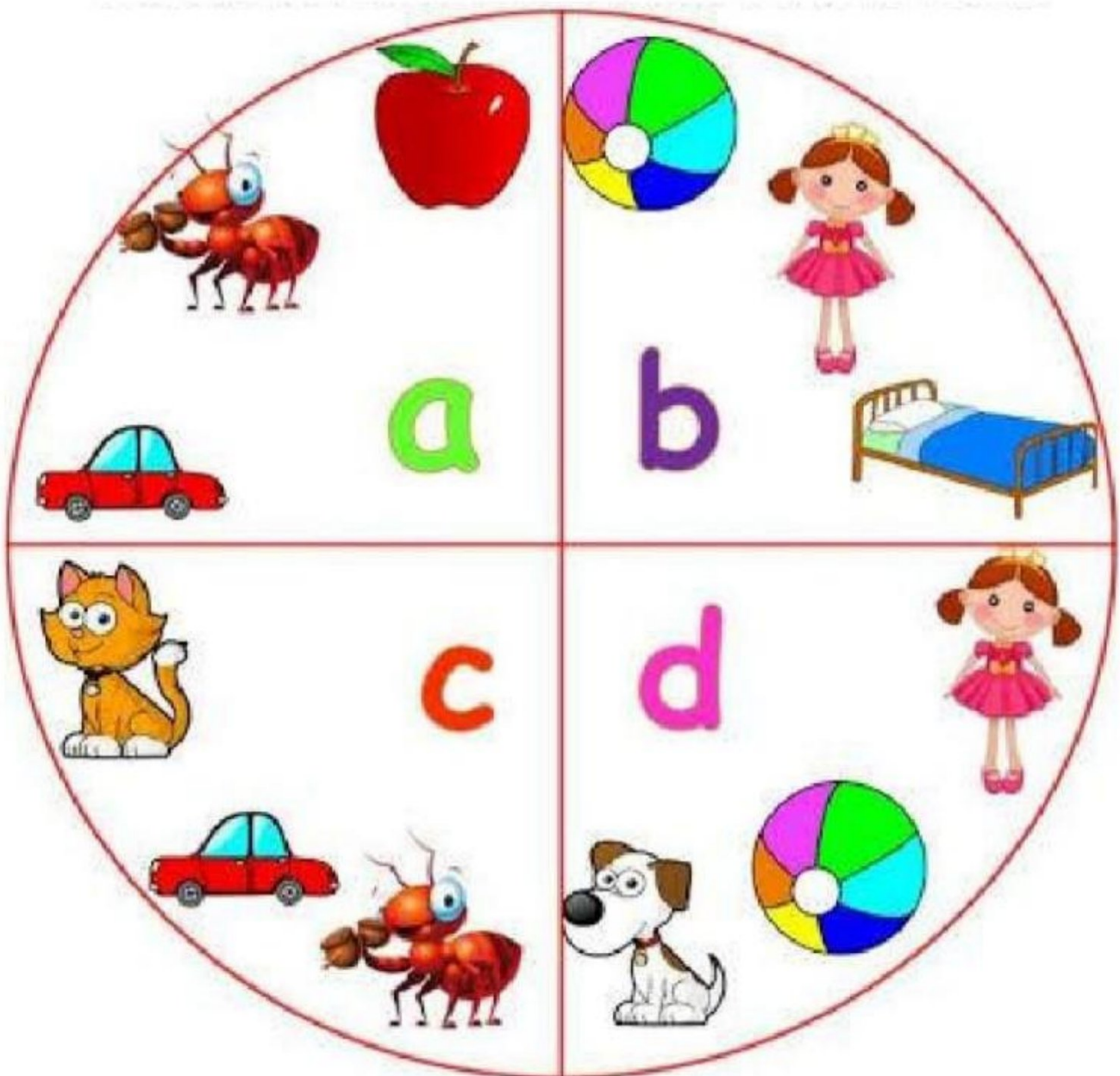
v x z

Matching fun

Match the uppercase letter with lowercase letter

A B C D
c a d b

Match the letter with it's related picture



ALphabet practice chart

Trace the letters!

Aa Bb Cc Dd Ee

Ff Gg Hh Ii Jj


Kk Ll Mm Nn

Oo Pp Qq Rr

Ss Tt Uu Vv

Ww Xx Yy Zz

Find the correct way from a – z :-



Circle the first letter of the given picture



k
d
g



a
f
g



h
i
g



s
k
a



b
c
t



f
u
s



p
h
b



j
d
s



d
e
w



k
c
f



c
u
p



m
n
e



x
c
m



m
o
b



i
v
n

LOOK AT THE PICTURE AND WRITE THE LETTER




























LOOK AT THE PICTURE AND WRITE THE LETTER

























अक्षरों को लिखिए

क ख ग घ ङ

च छ ज झ ञ

ट ठ ड ढ ण

त थ द ध न

प फ ब भ म

य र ल व श

ष स ह क्ष ज्ञ श

सही अक्षर पर गोला लगायें



क ण ट



छ म ख



च ढ ह



ड छ भ



त स उ



ठ द प



फ घ ध



ट उ त



भ छ झ

सही अक्षर पर गोला लगायें (श से ज्ञ)



च घ त व ड

स ज ज्ञ ड भ



क ठ द त्र ल

ख द श म ज्ञ



भ स थ ह म

नीचे दिए गए दो अक्षर के शब्दों को पढ़िए
और चित्रों से मिलाइए ।



दस



नल

10



फल

रथ



जग

टब



घर

बस



पढ़



पग

आओ शब्द लिखें

चित्र देखो और शब्द पूरा करो।



प



घ



ल



ब



ल



व



छ



ल

बिना मात्रा के शब्द

२ अक्षर वाले रिक्त स्थान भरें



न__



फ__



ज__



घ__



ब__



ए__



ख__



र__



ह__



व__



ब__



ध__

चित्र देखकर पहला अक्षर लिखें (क - ज्ञ)













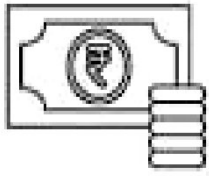









वर्णों को जोड़कर लिखिए



ध + न



ग + ज



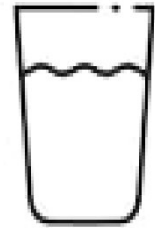
द + स



ह + म



प + ढ



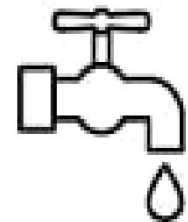
ज + ल



च + ल










म + ग



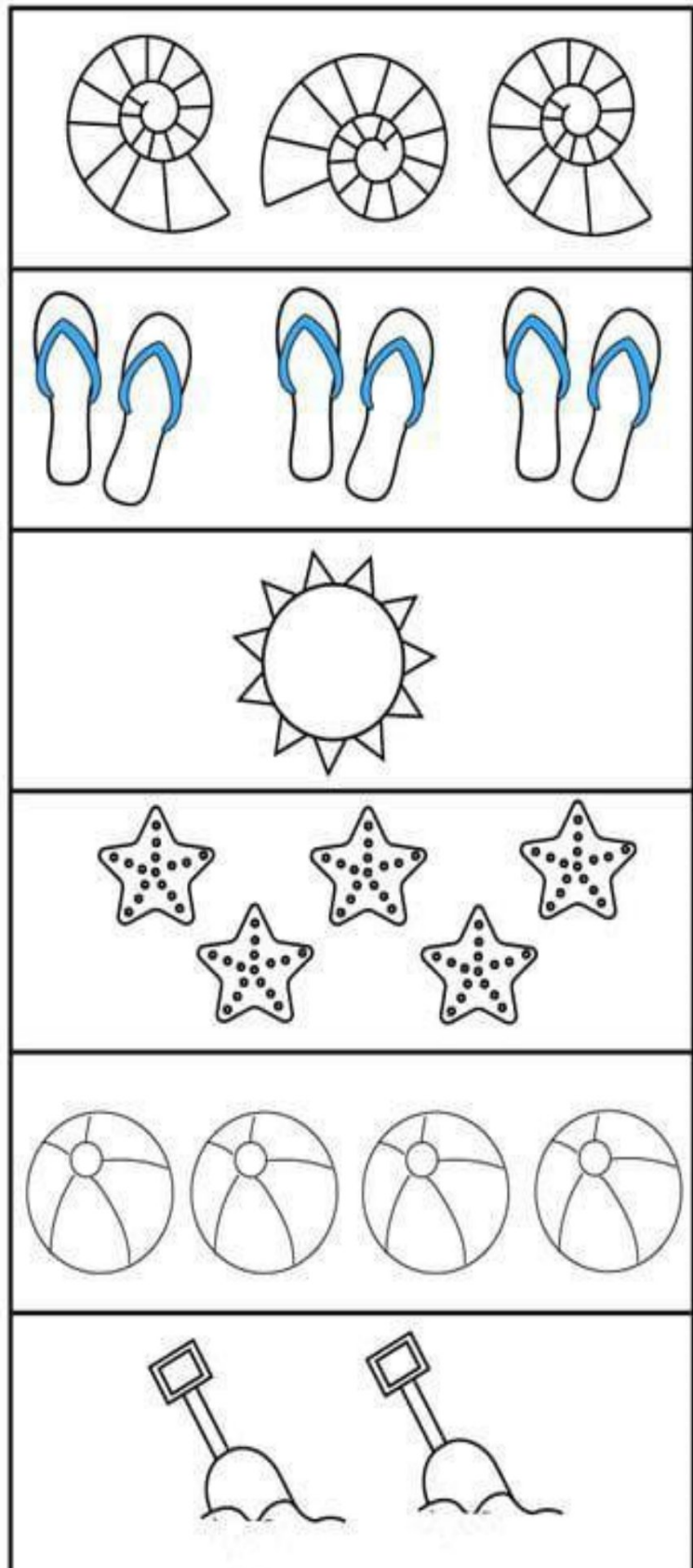

न + ल

MORE OR LESS

- Color the group that has less.




Beach Day Counting



Count & Color

Read aloud each number. Color as many picture(s) as you read.


4



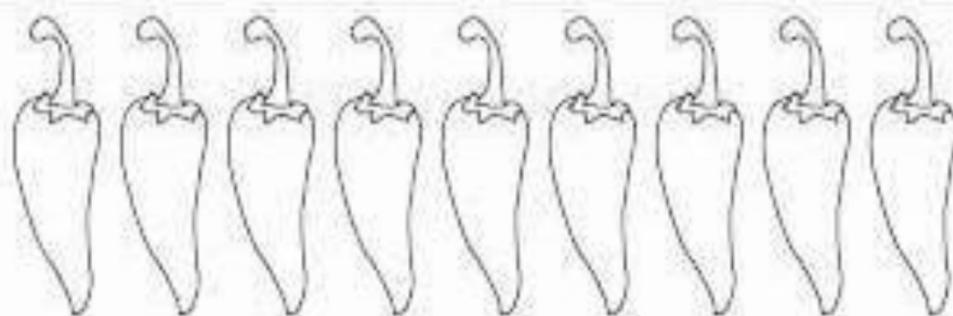
1



3



5


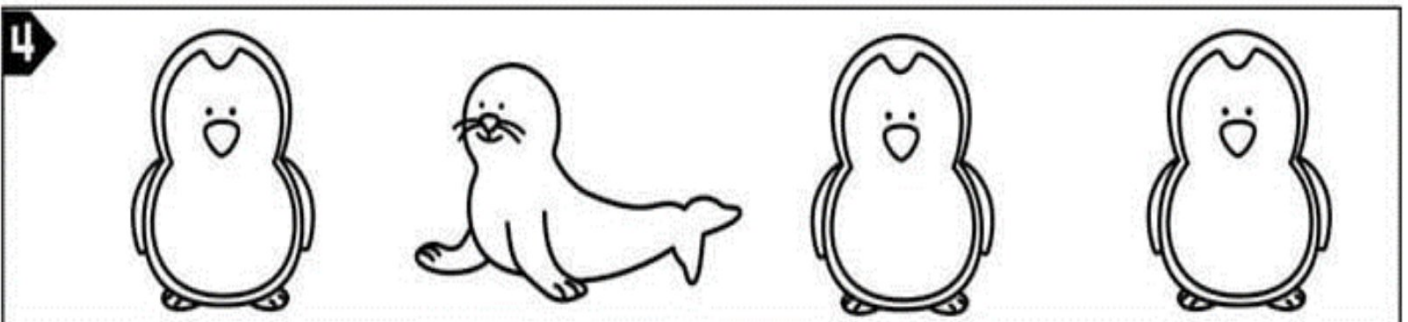
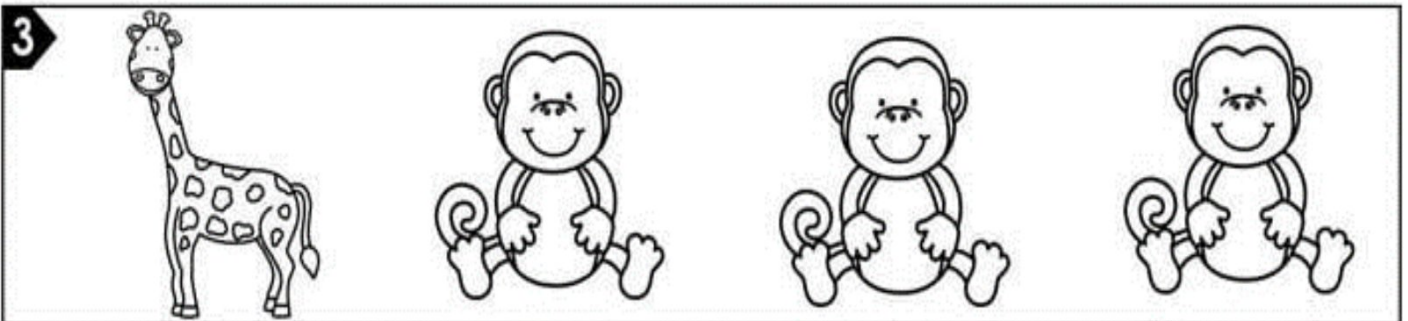




2



What's Different?

Directions: Look at the pictures in each row. Circle the picture that is different.



COMPLETE THE PATTERN

Finish each pattern by drawing the shape that comes next!



--- --



--- --



--- --







--- --







--- --

Tall or short

Tick the taller one.

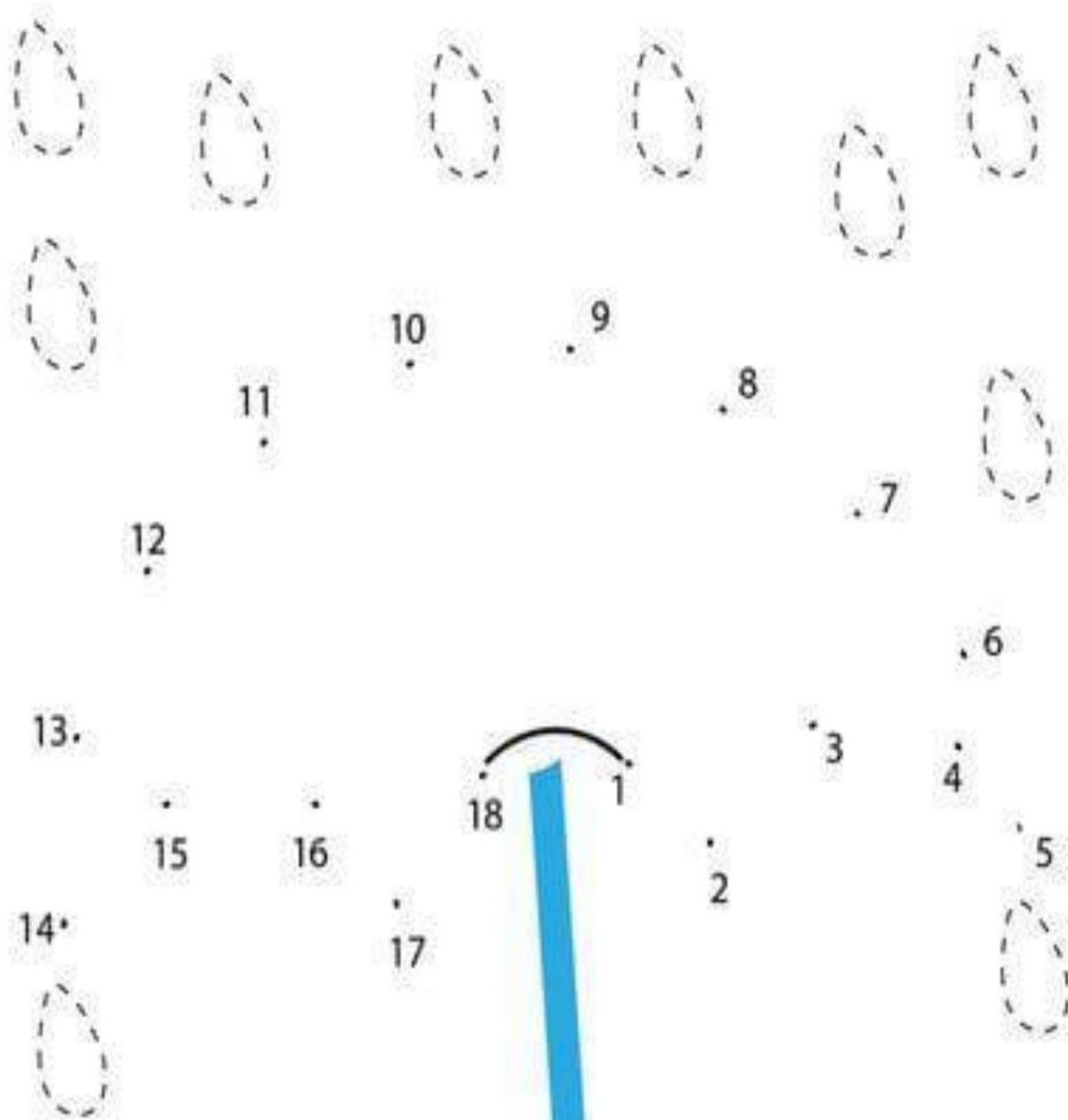
Tick the shorter one.


Look at the shapes on the left.
Then circle the objects that look similar.



Rainy Day Dot to Dot



Color the balloons as per the given directions.





Numbers 1-100



Fill in the missing numbers.

1	2		4		6			9	10
11		13		15		17		19	
	22		24		26		28		30
31		33		35			38	39	
	42		44		46	47		49	50
51			54	55		57		59	
	62	63			66		68		70
71		73			76	77		79	80
81	82		84	85			88		
91		93	94		96	97	98		100


ANIMAL MATCHING GAME




MANNERS

Mark the pictures that display good manners with

Mark the pictures that display poor manners with



Connect the picture to the correct polite expression.



• Thank you

• I'm sorry

• Excuse me

• You're welcome

• Please

SEASONS

Connect the seasons with wearable.



WINTER



RAINY



SUMMER



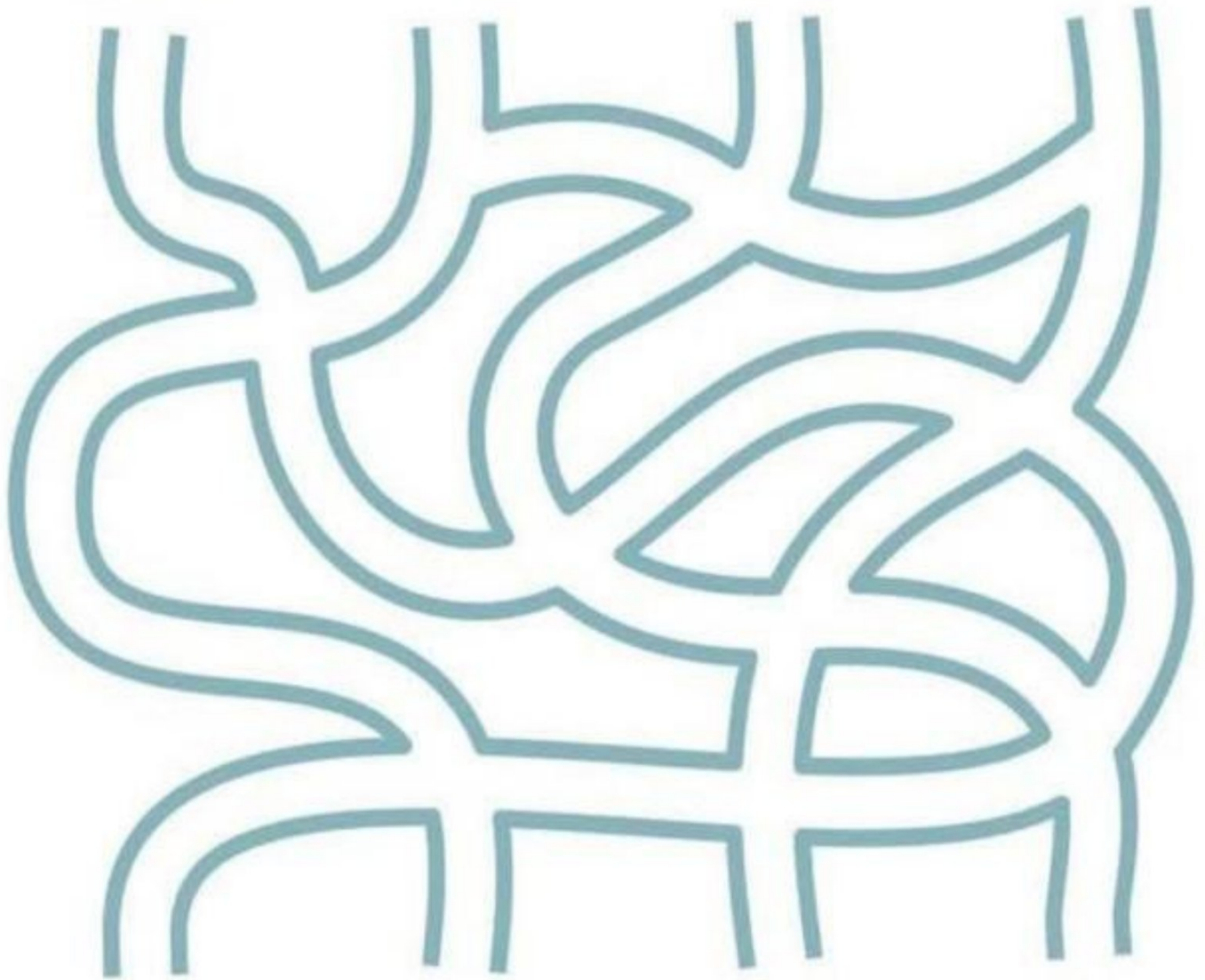
SPRING







Connect the dots by following the numbers 1,2,3,4,5.



Match the Fruit with the same coloured juice.



COLOUR THE HAPPY EMOTICON GREEN AND SAD EMOTICON RED AS PER THE PICTURE INDICATED

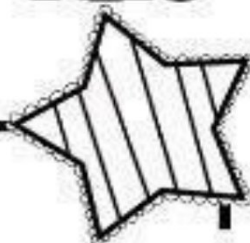


Draw happy smiley for good habit and sad smiley for bad habit :-




ALL ABOUT ME!

My name is _____



I am



My name
starts with

years old

My favorite color is




I am a...

boy

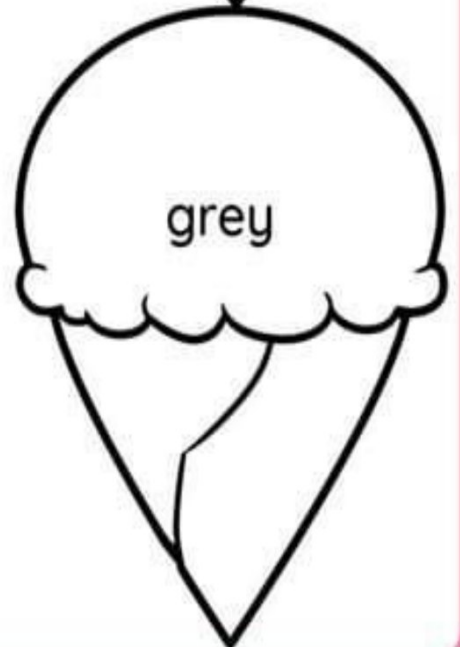
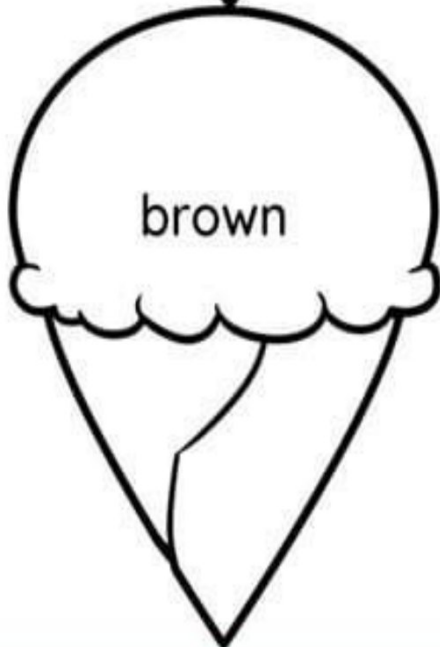


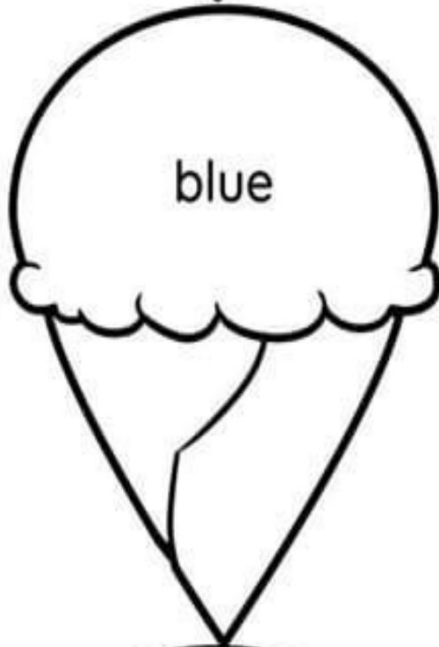
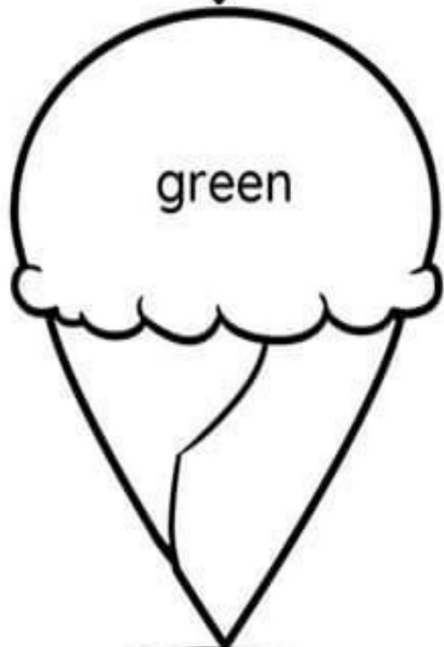
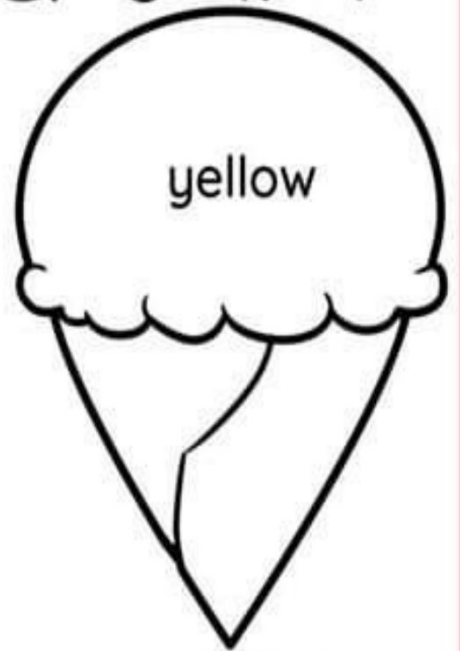
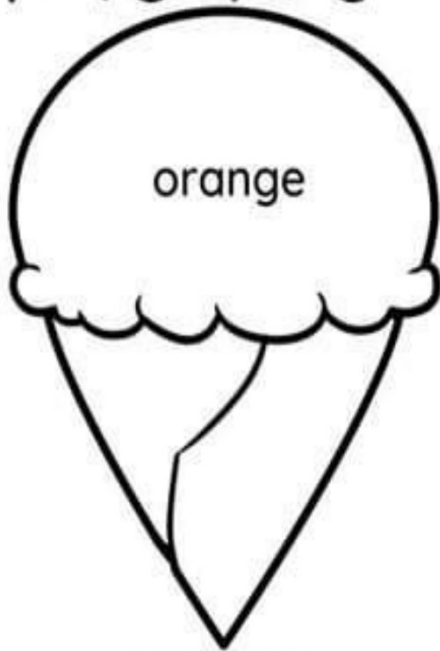
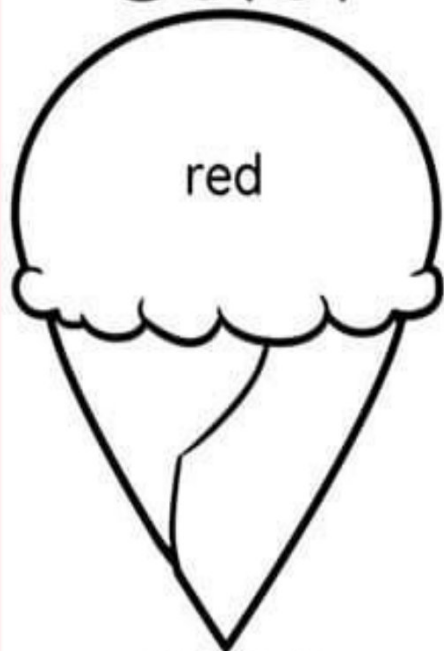
girl















FIND THE CORRECT WAY FOR MONKEY TO
GET BANANAS



Color the Ice Cream




Turn these circles into anything you choose!






Take a bubble wrap,
paint it orange and
give the impression
on the given carrot.





Use Cotton Dabbing neatly in the Pineapple using Orange and Yellow paint.






Complete the picture using
Pistachio shells.
Reference picture is
given.



COLOR BY NUMBER





BRILLIANTS' CONVENT SR. SECONDARY SCHOOL

West Enclave, Pitampura, Delhi-34.

RECOGNISED & AFFILIATED TO C.B.S.E

Mobile No. 9821375278,9953536647,995353649

E-mail: bc34@rediffmail.com

Website: brilliantconvent.com