



BRILLIANTS' CONVENT

WEST ENCLAVE, PITAMPURA, DELHI – 110034

HOLIDAY HOMEWORK

CLASS III

2026 – 27

Dear Young Explorers!

Summer holidays are a time to relax, enjoy, and explore new things! But they're also a wonderful opportunity to keep learning in fun and creative ways.

Your Summer Adventure Begins Now!

School doors may be closed for the holidays, but your mind is wide open in so many ways!

This holiday homework is not just work, It's a treasure map to exciting discoveries, fun activities, and creative challenges.

Pack your bags with:

A pinch of curiosity

A sprinkle of creativity

A whole lot of enthusiasm!

Whether you're painting, reading, solving puzzles, or helping at home, remember:

Every little task is helping you grow into a superstar!

So dive in, explore, and enjoy the journey.

We can't wait to see the magic you create!

General Instructions for Students:

- Read and Revise the Course covered in the classes.
- Understand the concepts and practice questions.
- **Complete your pending work. (If any).**
- **A few projects/assignments have been designed to help students to express themselves and explore their creativity. Original drawings / illustrations and creative use of material will be appreciated.**
- Improve your handwriting by practicing daily.
- Spend some time doing yoga, exercise, meditation etc. for mental health and physical fitness.
- All work presented by the students should be done by himself/herself. Parents are requested to guide their ward only. They will surely enjoy doing them!
 - **All the projects/assignments should be kept systematically (subject wise) in a single folder.**
- **Holiday Homework carries 10 marks for each subject.**
- **Holiday Homework must be submitted by 10 July 2026.**

Wishing you sunshine, smiles, and sweet learning moments!

ENGLISH

- Read the chapters 4, 5, and 10 included in your upcoming Mid-Term syllabus.
- Select any one paragraph from any chapter and use it as a comprehension passage.
- Based on the selected paragraph, frame any five meaningful questions.
- The entire work should be neatly done on an A-4 size sheet.

✓ Activity Question:-My Safety Card

Instructions:

- ❖ Design your own **"Safety Card"** on an A-4 sheet. **Make sure to include:**

- Your Name
- Parent's Phone Number
- Home Address
- Emergency Contact Number

☺ Add colours, borders, and drawings to make your card attractive and easy to read.

REFERENCE IMAGE



INTEGRATED PROJECT –

Flag of Sikkim + 3 Lines

Outline the Sikkim flag on A-4 size sheet and write 3 lines inside it as:

1. Sikkim is a small state.
2. It has many mountains.
3. Kanchenjunga is very high.

Colour it green for trees, blue for the sky, and white for snow. Stick cotton on snow peaks.

REFERENCE IMAGE



BEAUTIFUL SIKKIM

ENGLISH WORKSHEET

NOUNS & SENTENCES



A. Circle the nouns in the given sentences:



- The dog is playing in the park.
- My mother is cooking food.
- The book is on the table.
- Ravi has a new bicycle.
- The sun shines brightly.

B. Underline the proper nouns.

- Sita is going to school.
- We live in India.
- Monday is my favorite day.
- Rahul likes to play cricket.
- The Ganga is a holy river.



C. Write whether the noun is

Common or Proper:



- Tiger - _____
- Delhi - _____
- Girl - _____
- Ramesh - _____
- School - _____

D. Match the following:

Column A

- Doctor
- School
- Lion
- Chair

Column B

- Place
- Animal
- Person
- Thing



E. Identify Subject and Predicate

Underline the subject and circle the predicate.

- The dog barked loudly.
- My best friend lives in Delhi.
- The sun rises in the east.
- Riya is playing in the garden.
- The birds are flying in the sky.



F. Separate Subject and Predicate

Write the subject and predicate separately.

Sentence	Subject	PREDICATE
1. The cat is sleeping on the sofa.		
2. Rahul plays cricket every day.		
3. The teacher explained the lesson.		
4. The children are laughing loudly.		
5. My mother cooks delicious food.		

G. Jumbled Sentences

Arrange the words to form meaningful sentences.

- playing / are / children / the / park / in
- school / goes / she / to / every day
- is / sky / the / blue
- cricket / playing / boys / are / the
- delicious / is / food / the



HINDI

✓ तरंग हिंदी पाठमाला पाठ-4 और पाठ-7 पढ़ें और उनका सारांश (A-3 size sheet) पर लिखिए ।

२) विभिन्न प्रकार के अनाज को (A-3 size sheet) पर चिपकाएँ और उनके नाम लिखिए।

INTEGRATED PROJECT –

✓ सिक्किम: रूई (Cotton) और गत्ते की मदद से 'बर्फीले

कंचनजंगा' पर्वत का मॉडल तैयार करें।





हिंदी कार्यपत्रिका (क्रिया)



नाम: _____ कक्षा: _____ तिथि: _____

प्रश्न 1: सही क्रिया पर गोला लगाओ:

- राम स्कूल _____ (जाता / खाना) है।
- रीना गाना _____ (गाती / किताब) है।
- बच्चे मैदान में _____ (खेलते / पानी) हैं।
- माँ खाना _____ (बनाती / दौड़ती) हैं।
- पापा ऑफिस _____ (जाते / किताब) हैं।



प्रश्न 2: खाली स्थान में सही क्रिया भरो:

(संकेत : पीता, खेलते, उठता, पीती, रो रहा)

- मैं रोज सुबह जल्दी _____ हूँ।
- वह पानी _____ है।
- हम पार्क में _____ हैं।
- बिल्ली दूध _____ है।
- बच्चा जोर से _____ रहा है।



प्रश्न 3: दिए गए शब्दों में से क्रिया चुनो:

(खेलना, किताब, दौड़ना, पेड़, खाना, पानी)

क्रिया शब्द: _____, _____, _____



प्रश्न 4: वाक्यों में क्रिया पहचानो और लिखो:

- मोहन गेंद खेलता है। →
- राधा नाच रही है। →
- पंछी उड़ रहे हैं। →
- मैं कहानी पढ़ता हूँ। →



प्रश्न 5: सही या गलत लिखो:

- "खाना" एक क्रिया है। (_____)
- "किताब" एक क्रिया है। (_____)
- "दौड़ना" एक क्रिया है। (_____)
- "पेड़" एक क्रिया है। (_____)



Class 3

हिंदी अभ्यास पत्र



प्रश्न - 1 : सही विकल्प चुनिए

- भाषा का उपयोग किसलिए किया जाता है?
(क) खेलने के लिए
(ख) बात करने और अपने विचार व्यक्त करने के लिए
(ग) सोने के लिए
- हिंदी में कुल कितने वर्ण होते हैं?
(क) 40
(ख) 52
(ग) 60

3) अ से अः तक क्या कहलाते हैं?

- (क) व्यंजन
(ख) स्वर
(ग) शब्द


४) क, ख, ग, घ क्या हैं?

- (क) स्वर
(ख) व्यंजन
(ग) मात्रा



प्रश्न - 2 : रिक्त स्थान भरिए

- हम अपने विचार _____ के माध्यम से व्यक्त करते हैं।
- हिंदी वर्णमाला में _____ और व्यंजन होते हैं।
- अ, आ, इ, ई को _____ कहते हैं।
- क से ज्ञ तक _____ कहलाते हैं।



प्रश्न - 3 : मिलान कीजिए



स्तंभ A
1. अ
2. क
3. भाषा
४. वर्ण

स्तंभ B
(क) विचार व्यक्त करना
(ख) अक्षर
(ग) स्वर
(घ) व्यंजन



प्रश्न - 4 : स्वर और व्यंजन अलग कीजिए

अ, ट, ई, क, उ, म, ओ, प

स्वर : _____

व्यंजन : _____



MATHS

- ✓ Practice dodging of tables 1-15 orally with your parents.
- ✓ Solve the dodging tables worksheet and submit it after vacation.

Integrated Project

Theme: The Enchanting Beauty of Sikkim

Amid the whispering winds and snow-kissed peaks,
Where prayer flags dance in harmony with the sky,
The serene land of Sikkim reflects a perfect blend of nature, culture, and symmetry.
Its vibrant traditions and intricate designs inspire patterns that are both artistic and mathematical.

Activity Question: Textile Design with Maths Integration

Create a traditional textile design inspired by Sikkim using symmetrical patterns, tessellations, or geometric shapes

Your design should include:

- Use of symmetry (line or rotational)
- Repeating patterns or tessellations
- Geometric shapes like triangles, squares, or diamonds
- A colorful layout inspired by Sikkim's culture



Class 3 - Mathematics



A. Tick the Correct Answer

- 1 What is the place value of 5 in 3562?
a) 5 b) 50 c) 500 d) 5000
- 2 Which number is the greatest?
 a) 4894 b) 4989 c) 4595 d) 4957
- 3 What is $2454 + 30$?
 a) 2757 b) 2654 c) 2535 d) 2484
- 4 What is $1600 - 270$?
 a) 300 b) 1330 c) 500 d) 200

B. Fill in the Blanks

- 1 $300 + \underline{\hspace{2cm}} = 1400$
- 2 $8000 - \underline{\hspace{2cm}} = 1650$
- 3 The number before 5090 is
- 4 $2600 + 1560 = \underline{\hspace{2cm}}$

C. True or False

- 4556 is smaller than 4655.
- $6300 + 200 = 6090$
- $7700 - 1100 = 6000$
- 999 is the largest 3-digit number.

- D Riya has 2550 shells. She found 1150 more on the beach.
How many shells does she have now?
- _____
- _____
- _____





DODGING TABLES

PRACTICE • MULTIPLY • WIN!



A Fill in the Missing Numbers

1. $2 \times \underline{\quad} = 8$

2. $3 \times 5 = \underline{\quad}$

3. $4 \times \underline{\quad} = 24$

4. $5 \times 6 = \underline{\quad}$

5. $6 \times \underline{\quad} = 42$

6. $7 \times 8 = \underline{\quad}$

7. $8 \times \underline{\quad} = 64$

8. $9 \times 7 = \underline{\quad}$

9. $7 \times 6 = \underline{\quad}$

10. $\underline{\quad} \times 8 = 72$

11. $7 \times 9 = \underline{\quad}$

12. $11 \times 9 = \underline{\quad}$

13. $14 \times 6 = \underline{\quad}$

14. $8 \times 9 = \underline{\quad}$

15. $13 \times \underline{\quad} = 26$

16. $2 \times 9 = \underline{\quad}$



B Circle the Correct Answer



1. $3 \times 4 = (10 / 12 / 14)$

2. $6 \times 5 = (30 / 35 / 25)$

3. $7 \times 3 = (18 / 21 / 24)$

THINK FAST,
MULTIPLY
FASTER!

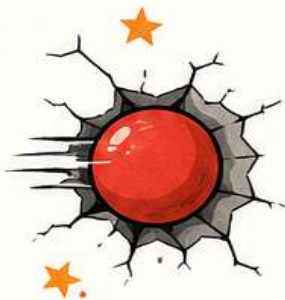
C Solve

1. $14 \times 7 = \underline{\quad}$

2. $8 \times 5 = \underline{\quad}$

3. $11 \times 6 = \underline{\quad}$

4. $13 \times 3 = \underline{\quad}$



5. $7 \times 9 = \underline{\quad}$

6. $12 \times 8 = \underline{\quad}$

7. $13 \times \underline{\quad} = 52$

8. $11 \times 10 = \underline{\quad}$



DODGE IT,
DO IT!

SCIENCE

- Read and learn the definitions and the differences between the Ch-1 and Ch-2 Living/Non-Living things and Parts of a plant.
- After learning them, write your answers in your own words on an A4-size sheet without looking at your book.

✓ **Create a "Sikkim Snow-Slide" forest.**

- Draw 3 tall triangular-shaped Pine trees on your sheet.
- Decorate them with Sikkim-inspired geometric patterns.
- Use white cotton or white paper bits to show snow resting on the branches.
- Label the plant parts and explain on A4 size sheet: Why is the triangular shape important for a plant living in a snowy place?



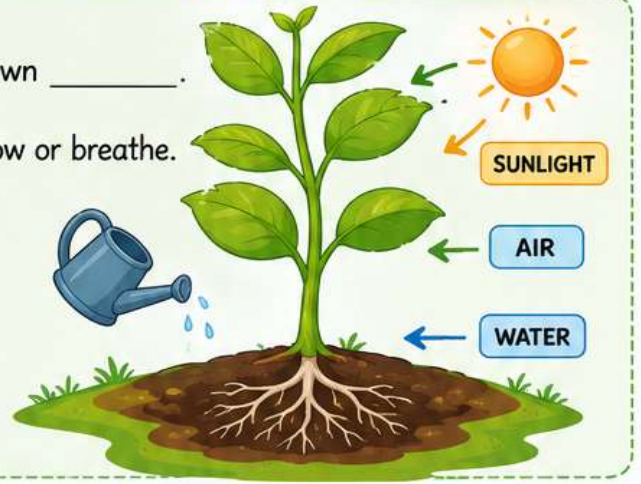


SCIENCE



Q1. Fill in the blanks

1. Plants need sunlight, water, and air to make their own _____.
2. A _____ is a non-living thing that does not grow or breathe.
3. The _____ grows under the soil and absorbs water for the plant.
4. Living things can _____ from one place to another, but non-living things cannot.



Q2. State True or False

1. A car is a living thing because it moves.
2. The stem carries water and food to all parts of the plant.
3. Non-living things need food to grow.
4. The flower of a plant eventually grows into a fruit.



Q3. One Word Answer

1. Name the part of the plant that makes food. (_____)
2. Give one example of a living thing. (_____)
3. Which part of the plant holds it upright? (_____)
4. Give one example of a non-living thing. (_____)



Q4. Match the Following

Column A

1. Root. ●
2. Living Thing. ●
3. Leaf. ●
4. Non-Living Thing. ●

Column B

- (a) Makes food for the plant ●
- (b) Needs air, water, and food ●
- (c) Grows under the soil ●
- (d) Does not grow ●



SOCIAL SCIENCE

- ✓ Read chapters 3 and 14 included in your upcoming Mid-Term syllabus.
- ✓ Write any 5 important words from Chapter 3.
- ✓ Draw a picture of any one monument of Delhi.

- ✓ **Imagine you are visiting Sikkim.**



- You can see tall mountains covered with snow, lush green trees, and bright, colourful prayer flags.
- There are also small houses surrounded by calm and peaceful scenery.
- Make a mini model of Sikkim showing mountains, snow, trees, houses, and prayer flags.
- Write 3–4 simple lines describing your model.
- **ART** – Do pages 3, 5, 8,9,18,19 in the art book

Social Studies

Space Riddles & Fun Facts

Q1. Can You Guess the Space Object?

1. I am the second planet from the sun, I am very hot and bright.
Who am I? _____
2. I am the only planet with life, I have land, water, and air.
Who am I? _____
3. I am the biggest planet in the solar system, I have a big red spot.
Who am I? _____
4. I shine at night but I am not a star, I move around the Earth.
Who am I? _____



Q2. Planet Match-Up

Column A	Column B
1. Earth	a. Largest planet
2. Venus	b. Earth's satellite
3. Moon	c. Hottest planet
4. Jupiter	d. Our home planet

Q3. Fill in the Blanks

1. The _____ gives us light and heat.
2. The Earth moves around the _____
3. The _____ is Earth's natural satellite.
4. There are _____ planets in our solar system.

Q4. Circle the Correct Answer

1. Which planet is known as the Red Planet?
Mars / Venus / Earth
2. Which is the largest planet?
Earth / Jupiter / Mars
3. Which shines at night?
Sun / Moon / Jupiter

Q6. One Word Answers

1. Which planet do we live on? _____
2. Name Earth's natural satellite. _____
3. Which planet is called the Red Planet? _____
4. Which planet is closet to the Sun? _____

Q5. True or False

1. The Sun is a star. (True / False)
2. Mars is known as the Blue Planet.
3. The Moon moves around the Earth.
4. Jupiter is the largest planet. (True / False)

Q7. Odd One Out

1. Earth / Mars / Moon / Venus _____
2. Sun / Jupiter / Saturn / Earth _____
3. Star / Planet / Moon / Tree _____







CHART MAKING AS PER ROLL NUMBERS

Be Creative • Be Colorful • Be Proud!

Make your chart neat, informative and beautiful.

Use colors, images and creativity to make your chart attractive!

Show your creativity and learn with fun!

ROLL NO.	SUBJECT	CHART TOPIC
1 - 7	ENGLISH	Articles/ Gender 
8 - 14	HINDI	संज्ञा और विशेषण 
15 - 21	MATHS	Multiplication and Time 
22 - 27	SCIENCE	Chart of well-labelled Parts of a Plant 
28 - 33	SOCIAL SCIENCE	Solar System 
34 Onwards	COMPUTER	AI Devices 

Your chart is a reflection of your creativity and understanding.
Make it the best!

I wish you all the best for your

Vacation.

Have Fun and Enjoy it.

