

BRILLIANTS' CONVENT, WEST ENCLAVE, PITAMPURA, DELHI – 110034

HOLIDAY HOMEWORK

CLASS V

2026 – 27



Dear Young Explorers!

Summer holidays are a time to relax, enjoy, and explore new things! But they're also a wonderful opportunity to keep learning in fun and creative ways.

Your Summer Adventure Begins Now!

School doors may be closed for the holidays, but your mind is wide open in so many ways!

This holiday homework is not just work, It's a treasure map to exciting discoveries, fun activities, and creative challenges.

Pack your bags with:

A pinch of curiosity

A sprinkle of creativity

A whole lot of enthusiasm!

Whether you're painting, reading, solving puzzles, or helping at home, remember:

Every little task is helping you grow into a superstar!

So dive in, explore, and enjoy the journey.

We can't wait to see the magic you create!

General Instructions for Students:

- Read and Revise the Course covered in the classes.
- Understand the concepts and practice questions.
- **Complete your pending work. (If any).**
 - **A few projects/assignments have been designed to help students to express themselves and explore their creativity. Original drawings / illustrations and creative use of material will be appreciated.**
- Improve your handwriting by practicing daily.
- Spend some time doing yoga, exercise, meditation etc for mental health and physical fitness.
- All work presented by the students should be done by himself/herself. Parents are requested to guide their ward only. They will surely enjoy doing them!
 - **All the projects/assignments should be kept systematically (subject wise) in a single folder.**
- **Holiday Homework carries 10 marks for each subject.**
- **Holiday Homework must be submitted by 10 July 2026.**

Wishing you sunshine, smiles, and sweet learning moments!

English

- Read the chapters- 4,5 and 10 included in your upcoming Mid-Term syllabus.
- Select any one paragraph from any chapter and use it as a comprehension passage.
- Based on the selected paragraph, frame any five meaningful questions.
- **The entire work should be neatly done on an A-4 size sheet.**

- Poster + Pledge Scroll

Make awareness poster for school.

1. Title: Plant a Tree, Plant a Life!
2. 4 lines from a poem: Pick any 4 lines you like.
3. Your Pledge: I promise to plant 1 tree this year and water it every week

ART INTEGRATED PROJECT

Sikkim in a Shoe Box

Write 5 labels on small paper flags and stick them in the model.

1. This is Sikkim.
2. This is Kanchenjunga mountain.
3. This is a monastery.
4. This is a yak.
5. People eat momos here.

- ✓ **Use a shoe box. Cover inside with blue paper for sky.**

- Mountain: Crushed brown paper + cotton on top for snow
- Monastery: Small matchbox covered with red paper + gold border
- Prayer flags: Cut small triangles from colored paper, string on thread
- Yak: Make with clay or black paper
- Tea plant: Use real leaves or green paper cuttings



WORKSHEET

A. Identify the type of sentences. Write D (Declarative), I (Interrogative), Im (Imperative), or E (Exclamatory):

1. Where are you going? _____
2. Please help me. _____
3. The sun rises in the east. _____
4. What a lovely flower! _____
5. Do you like ice cream? _____



B. Underline the Subject and circle the Predicate:

1. The cat is sleeping.
2. My brother plays cricket.
3. The birds are flying in the sky.
4. She is reading a book.
5. The teacher is explaining well.

Underline the Subject

Circle the Predicate



C. Complete the sentences by adding a suitable predicate:

1. The baby _____.
2. My father _____.
3. The students _____.



D. Tick the correct type of noun:

1. Delhi is a big city.
a) Common noun b) Proper noun c) Collective noun
2. A crowd of people gathered.
a) Material noun b) Abstract noun c) Collective noun
3. Honesty is a good habit.
a) Abstract noun b) Common noun c) Proper noun
4. She wore a gold chain.
a) Material noun b) Common noun c) Collective noun
5. The children are playing.
a) Proper noun b) Common noun c) Collective noun



E. Underline the nouns and write their type:

1. Riya bought a book from the market. Ans. _____
2. The army protects our country. Ans. _____
3. Water is essential for life. Ans. _____
4. Bravery of the soldier was praised. Ans. _____
5. The teacher taught a lesson. Ans. _____



F. Fill in the blanks with suitable nouns:

1. The _____ of birds flew south. [flock / herd / team]
2. _____ is the national animal of India. [Tiger / Elephant / Lion]
3. _____ is the capital of France. [London / Paris / Rome]
4. _____ is a sweet thing. [Sugar / Salt / Pepper]
5. _____ is a great quality. [Anger / Kindness / Fear]



HINDI

तरंग हिंदी पाठमाला- पाठ- 2 और पाठ-4 पढ़ें और उसका सारांश (A-3 size sheet) पर लिखिए

ओरिगेमी नेहरू टोपी: सफेद कागज़ की मदद से 'नेहरू टोपी' बनाएँ। इस पर तिरंगा बनाकर या "जय हिंद" लिखकर सजावट करें।

ART INTEGRATED PROJECT

A-3 size शीट पर सिक्किम के लोगों की वेशभूषा, घर, भोजन और नृत्य के चित्र बनाएँ या चिपकाएँ। चार भागों में शीट को बाँटकर हर भाग में एक विषय दिखाएँ।



हिंदी भाषा अभ्यास



प्रश्न 1: सही (✓) या गलत (×) बताइए।

- भाषा के लिखने के चिह्न को लिपि कहते हैं। ()
- वर्णों के समूह को शब्दमाला कहते हैं। ()
- 'क्ष' एक संयुक्त व्यंजन है। ()
- हिंदी हमारी राष्ट्रभाषा है। ()
- स्वर स्वतंत्र रूप से बोले जा सकते हैं। ()



प्रश्न 2: उचित शब्द चुनकर रिक्त स्थान भरिए।

(संकेत: मौखिक, ग्यारह, अयोगवाह, लिखित, बारह)

- जब हम अपनी बात बोलकर समझाते हैं, तो वह भाषा का _____ रूप कहलाता है।
- हिंदी वर्णमाला में कुल _____ स्वर होते हैं।
- 'अं' और 'अः' को _____ कहा जाता है।
- जब हम लिखकर अपनी बात बताते हैं, तो वह _____ भाषा कहलाती है।
- हिंदी में कुल _____ व्यंजन होते हैं।



प्रश्न 3: निम्नलिखित भाषाओं की लिपियों के नाम लिखिए।

भाषा	लिपि
1. हिंदी	_____
2. अंग्रेजी	_____
3. उर्दू	_____
4. पंजाबी	_____
5. संस्कृत	_____



प्रश्न 4: वर्ण-संयोजन (जोड़कर शब्द बनाएँ)।

- प + उ + स् + त् + अ + क् + अ = _____
- भ् + आ + ष् + आ = _____
- व् + इ + द् + य् + आ + ल् + अ + य् + अ = _____
- क् + अ + म् + अ + ल् + अ = _____
- ग् + उ + ल् + आ + ब् + अ = _____



★ प्रश्न 5: वाक्य बनाइए।



1. भाषा -
2. विद्यालय -
3. पुस्तक -

★ प्रश्न 6: मिलान कीजिए।



कॉलम 'अ'

कॉलम 'ब'

- | | | |
|------------|---|-------------------------------------------|
| 1. व्याकरण | • | • विचार व्यक्त करने का माध्यम |
| 2. स्वर | • | • स्वरों की सहायता से बोले जाने वाले वर्ण |
| 3. व्यंजन | • | • भाषा का शुद्ध ज्ञान |
| 4. लिपि | • | • स्वतंत्र ध्वनियाँ |
| 5. भाषा | • | • लिखने के चिह्न |



★ प्रश्न 7: सही विकल्प चुनिए।



1. हिंदी वर्णमाला में कितने स्वर होते हैं?
(क) 10 (ख) 11 (ग) 13
2. 'अं' क्या कहलाता है?
(क) स्वर (ख) व्यंजन (ग) अयोगवाह
3. हम किससे अपने विचार व्यक्त करते हैं?
(क) खेल (ख) भाषा (ग) चित्र



★ प्रश्न 8: एक शब्द में उत्तर दीजिए।

1. भाषा का लिखित रूप क्या कहलाता है?
2. 'क, ख, ग' किसके उदाहरण हैं?
3. 'अ, आ, इ' किसके उदाहरण हैं?



MATHS

- Practice dodging of tables 1-20 orally with your parents.

ART INTEGRATED PROJECT

- Prepare a 3-D model of Sikkim Village representing patterns and symmetry in real life. You can use waste material. Image is attached for reference purpose.





DODGING TABLES WORKSHEET



A. Fill in the Missing Numbers

1. $12 \times \underline{\quad} = 108$

2. $13 \times 5 = \underline{\quad}$

3. $14 \times \underline{\quad} = 84$

4. $15 \times 6 = \underline{\quad}$

5. $16 \times \underline{\quad} = 112$

6. $17 \times 8 = \underline{\quad}$

7. $18 \times \underline{\quad} = 144$

8. $19 \times 7 = \underline{\quad}$

9. $19 \times 5 = \underline{\quad}$

10. $16 \times 4 = \underline{\quad}$

11. $12 \times \underline{\quad} = 96$

12. $8 \times 7 = \underline{\quad}$

13. $9 \times 5 = \underline{\quad}$

14. $5 \times \underline{\quad} = 65$

15. $7 \times \underline{\quad} = 63$

16. $6 \times 9 = \underline{\quad}$

B. Circle the Correct Answer

1. $13 \times 4 = (30 / 52 / 48)$

4. $7 \times 8 = (17 / 29 / 56)$

2. $16 \times 5 = (80 / 35 / 70)$

5. $9 \times 9 = (24 / 46 / 81)$

3. $7 \times 3 = (18 / 21 / 24)$

6. $8 \times 9 = (16 / 72 / 78)$

C. Solve

1. $14 \times 7 = \underline{\quad}$

5. $6 \times 16 = \underline{\quad}$

2. $18 \times 5 = \underline{\quad}$

6. $18 \times 8 = \underline{\quad}$

3. $18 \times 6 = \underline{\quad}$

7. $17 \times 7 = \underline{\quad}$

4. $19 \times 3 = \underline{\quad}$

8. $9 \times 7 = \underline{\quad}$



SCIENCE

1. Read Ch-3 “Food, Health and Diseases” and mark the difficult words. Also, draw the following diagrams on an A-4 size Sheet:

- Phases of Moon
- Molecular arrangement of molecules

2. Activity- 🌍 Soil Conservation Wheel

- ✓ Make a rotating wheel using two paper circles.
- ✓ Write methods of soil conservation on the wheel, such as:



- Planting trees
- Terrace farming
- Mulching
- Crop rotation
- Rainwater harvesting

Decorate the wheel neatly and make it movable with a pin in the center. This activity helps us learn how to protect soil.

ART INTEGRATED PROJECT

🌸 Theme: The Beautiful Hills of Sikkim 🏔️

Activity Question: Weather Station Project

“Create a simple weather station inspired by Sikkim’s climate.”

- ✓ 📁 Your project should include:
- ✓ A thermometer, wind vane, or rain gauge model
- ✓ Show sunny, rainy, and snowy weather
- ✓ Explain seasons of Sikkim
- ✓ Use colorful charts and labels



WORKSHEET

A. Fill in the Blanks

1. New plants can grow from seeds, stems, roots, or _____.
2. The baby frog is called a _____.
3. A camel lives in the _____ habitat.
4. The thick fur of a polar bear helps it stay _____.
5. Potato reproduces through its _____.



B. Choose the Correct Answer

- | | |
|-------------------------------------------------------------------------------------------------------------------------------------------------------------------------------------------------------------------------------------------------------------------------------------------------------------|-------------------------------------------------------------------------------------------------------------------------------------------------------------------------------------------------------------------------------------------------------------------------------------------------------------------------------------|
| <ol style="list-style-type: none"> 1. Which plant grows from leaves?
a) Rose b) Bryophyllum
c) Mango d) Neem 2. Which animal lives in water?
a) Camel b) Fish
c) Lion d) Monkey | <ol style="list-style-type: none"> 3. Which part of ginger helps in reproduction?
a) Leaf b) Root
c) Stem d) Flower 4. Which adaptation helps ducks swim?
a) Sharp claws b) Webbed feet
c) Long neck d) Thick fur |
|-------------------------------------------------------------------------------------------------------------------------------------------------------------------------------------------------------------------------------------------------------------------------------------------------------------|-------------------------------------------------------------------------------------------------------------------------------------------------------------------------------------------------------------------------------------------------------------------------------------------------------------------------------------|



C. Match the Following

Column A	Column B
1. Cactus	a. Tadpole
2. Frog baby	b. Desert
3. Fish	c. Gills
4. Bryophyllum	d. Leaf buds



D. True or False

1. Seeds are the only way plants reproduce. _____
2. Polar bears live in cold regions. _____
3. Fish breathe through lungs. _____
4. Rose can grow from stem cutting. _____



E. Answer in One Sentence

1. What is germination?
2. Why do camels have humps?
3. Name one animal that changes its form while growing.
4. What are webbed feet?

F. Draw and Label

1. Draw any one desert animal and write its adaptations.

SOCIAL SCIENCE

✓ Read Chapter - 3,8,16 and 20.

Integrated Project

3D Model/Diorama – "Kanchenjunga in a Box"

Material : Shoebox, cotton, brown paper, blue wrapper, sand

Make :

- Back wall: Cotton = snow on Mt. Kanchenjunga
- Base: Brown paper crumpled - hills, blue strip - Teesta River
- Add: Small clay monastery, toothpick prayer flags, matchbox house


SST Link : Physical features, Himalayas, Gangtok location, rivers



Fact Flap Book – "5 Jewels of Sikkim"

Make : Fold A4 into 5 flaps. Inside each flap write:

1. Capital : Gangtok
2. Language: Nepali, Bhutia, Lepcha
3. Food: Momos, Thukpa, Gundruk
4. Dress: Bakhu with silk belt
5. Occupation: Organic farming, tourism, and handloom





WORKSHEET





GREENLAND - LAND OF ICE

Q1- NAME THE FOLLOWING:

- a. Nuuk, the capital of Greenland, was earlier known as : _____
- b. The Inuit used these boats for fishing in the sea: _____ 
- c. Jackets with hoods lined with fur are called: _____
- d. The biggest town in Greenland: _____
- e. A large flat area of frozen land around the North Pole: _____
- f. They pose great danger to ships in the sea: _____ 
- g. The largest island in the world: _____
- h. This passes through the southern part of Greenland: _____
- i. The second biggest town in Greenland: _____



Q2- FILL IN THE BLANKS:

- a. The capital of Greenland is _____
- b. _____ was the first European who visited Greenland.
- c. Most of Greenland lies in the _____ Hemisphere.
- d. The _____ were the original inhabitants of Greenland.
- e. _____ is the major industry in Greenland.
- f. Temporary houses made of blocks of ice are called _____
- g. _____ is a very large piece of ice floating in the sea. 
- h. _____ means 'eaters of raw meat'.
- i. Plants like cotton grass and lichen grow in Greenland during the _____ - months. 
- j. The warmest part of Greenland is the _____ coast



Q3- ANSWER THE FOLLOWING QUESTIONS:

a) Describe the climate of Greenland.

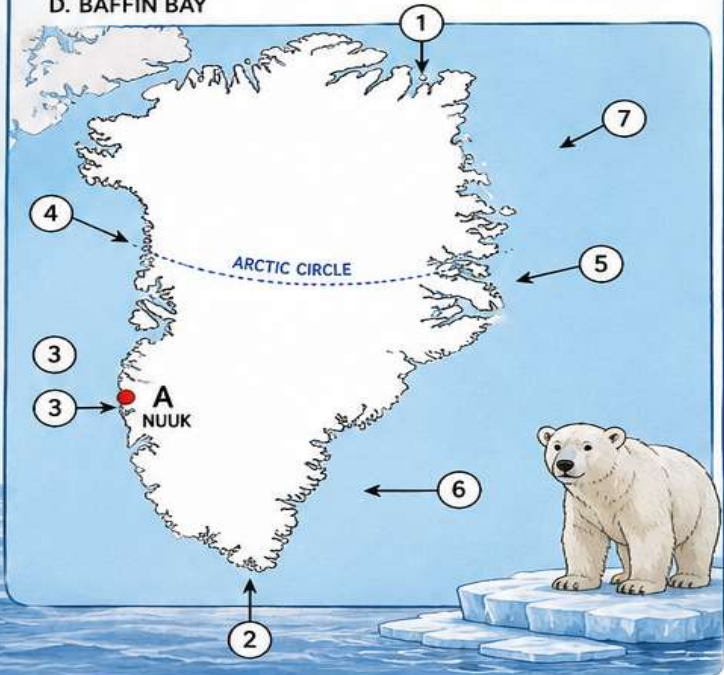


b) Write a short note on the Eskimos.



Q4 - IN THE GIVEN OUTLINE MAP OF GREENLAND MARK AND LABEL THE FOLLOWING :

- | | |
|------------------|-------------------|
| A. NUUK | E. DAVIS STRAIT |
| B. ARCTIC CIRCLE | F. DENMARK STRAIT |
| C. ARCTIC OCEAN | G. GREENLAND SEA |
| D. BAFFIN BAY | |



Greenland is the world's largest island, covered mostly with ice and surrounded by the Arctic Ocean.

COMPUTER

Topic: Artificial Intelligence (AI)

✨ "AI is not just technology, it's the beginning of a smarter and more exciting future." ✨

🎯 Task:

Prepare a presentation on "Artificial Intelligence (AI)" using MS PowerPoint.

📌 Guidelines:




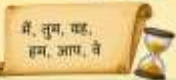







- Make at least 10 slides
- Use pictures to make it attractive 🖼️
- Add simple animations and transitions ✨
- Present ideas in a clear and easy-to-understand way

✉️ Submission:

Kindly send the completed file to the given email id. ithhw202627@gmail.com

✓ **Art** - Do pages 12,29, 32, 38 in Art book

- **Prepare a chart, based on the topic assigned to your roll number.**

ROLL NO	SUBJECT	CHART
1 - 7	 ENGLISH	Pronouns /Preposition 
8 - 14	 HINDI	सर्वनाम और काल 
15 - 21	 $\frac{1}{2}$ MATHS	Fractions Or Money 
22 - 27	 SCIENCE	Layers of Atmosphere 
28 - 33	 SOCIAL SCIENCE	<ul style="list-style-type: none">• Major Land forms of India• Structure of the Earth• Role of Rani Lakshmi Bai in Freedom Struggle 
34 Onwards	 COMPUTER	Everyday Applications of AI 