



Holiday Homework (2023-24)

Pre School

Name: _____



Summer is messy,
Summer is fun,
Trips to the beach,
In the hot, hot Sun,
Let's give summer,
A big fat cheer!

Summer is the best time of the year.

Dear Parent,

Children are born with natural curiosity and inquisitiveness about the world around them. It is important for us to help them keep this spark alive and to make learning fun.

Summer Vacation is just round the corner, let every moment of this vacation be a time to unite, connect and enjoy beautiful moments with your child.

Here are some activities given to help your child become independent and confident:-

Independent Me

- Buttoning and Unbuttoning
- Put on your Socks and Shoes
- Keeping belongings back in their place
- Filling the water bottles
- Keeping room clean and well-organized
- Tear a Chapati and eat your Meal on your own

Alone we can do so little; together we can do so much. (Social Skills)

- Wish your elders with a smile
- Go outdoors and play with your friends
- Use magical words: Sorry, Please, Excuse Me, Thank You

One, who maintains cleanliness, keeps away diseases. (Personal Hygiene)

- Brushing teeth twice a day.
- Combing hair regularly
- Bathing everyday
- Washing hands before and after meals.

Reading is Fun

Children are made readers on the laps of their parents.

- Make reading a regular practice with pictures and large text.
- Make bed-time stories a part of your child's daily routine.

The teachers are trying to encourage the children to use simple words , phrases and sentences in school and at home like.



All ABOUT ME

- What is your name?
- How old are you?
- In which class do you read?
- What is the name of your school?
- What is the name of your teacher?
- What is your father and mother name?
- May I come in ma'am?
- May I Drink water?
- May I go to the toilet?
- I am feeling hungry.
- Please give me a glass of water.
- Please trim my nails.
- Please tell me a story.
- I am feeling sleepy.

As per the school closes for the summer break we have planned some worksheets- activities for your child to enhance his or her learning skills in a fun filled way.

NOTE:- Do practice of the following concepts in 3-1 notebook (Purple Notebook).

1. **English-** Cursive letters, A-Z
2. **Hindi** – क-ह , दो अक्षर वाले शब्द
3. **Maths-** Counting (1-150), After-Before and Number names


21 June - International Yoga Day

"Yoga is the journey of the self, through the self, to the self."

ACTIVITY Let's Do Yoga

1. Mountain Pose

- Stand straight and Spread the legs and toes few inches apart. Keep the arms alongside the body.
- The shoulders must be relaxed and not stiff. Raise the arms above your head.
- Hold the posture and breathe slowly. Retain as long as comfortable.



2. Volcano Pose

- Stand tall with your feet slightly apart.
- Bring your hands to prayer position.
- Inhale and push your hands to the sky.
- Exhale and move your hands to the side and then back to the centre



3. Cat Pose



- Get down on hands and knees.
- Reach spine towards ceiling as high possible so that the back is arched like a cat.
- Make meow - meow noises.



NOTE:- Click pictures while doing yoga and make a collage on A4 size sheet.

Name -


Trace the Curves




Name -

Q.1 Colour the object related to letter T

Tt



Tomato



Tortoise




Tulip




Top

Q.1 Trace the number - 7



Trace the number



व्यंजन "म"

नीचे दी गई मछली बनाए ।

1. पेपर प्लेट पर रंग करे।
2. नीचे दिखाई गए चित्र के अनुसार सजावट करे।





Name -

Class -

Date -

MATHS - "Number" 7 craft activity

Method - cut 2 rectangular stripes to make 7. Paste 7 cars on number 7.







Brilliant's Convent

West Enclave, Pitampura, Delhi - 110034



Colour the pictures :





LET'S GO.....



Plan a trip or one-day trip.



Paste the photograph of your family on a Colourful A4 size sheet.



Paste the photographs of the places you visited.



Paste the photographs of the different things you saw there. *Help your child to make it beautiful.



Let your child watch any of the movie in the vacation.




1. 'CHARLIE AND THE CHOCOLATE FACTORY'.





2. NEMO



3. THE BABY'S DAY OUT



4. THE JUNGLE BOOK



NOTE- For worksheets take print out and make a beautiful folder as per your innovation.

ACTIVITIES:


Activity.1-

ENGLISH- Paste any two pictures related To letter 'T' on A4 sheet .

Activity:2

MATHS-Use your Creativity and make an object which is Square in shape and decorate it.

Such as:



Activity:3


EVS-Use your creativity and help your child to make any 1 Fruit of his/her choice on A4 size sheet & make him learn any 2 lines on it along with introduction.





ACTIVITY

Colour the tree and stick bindi to make fruits.





Brilliant's Convent

West Enclave, Pitampura, Delhi - 110034

FIT
INDIA



Name- Class- Date -

व्यंजन 'न' से संबंधित चित्र में रंग भरो।

न

